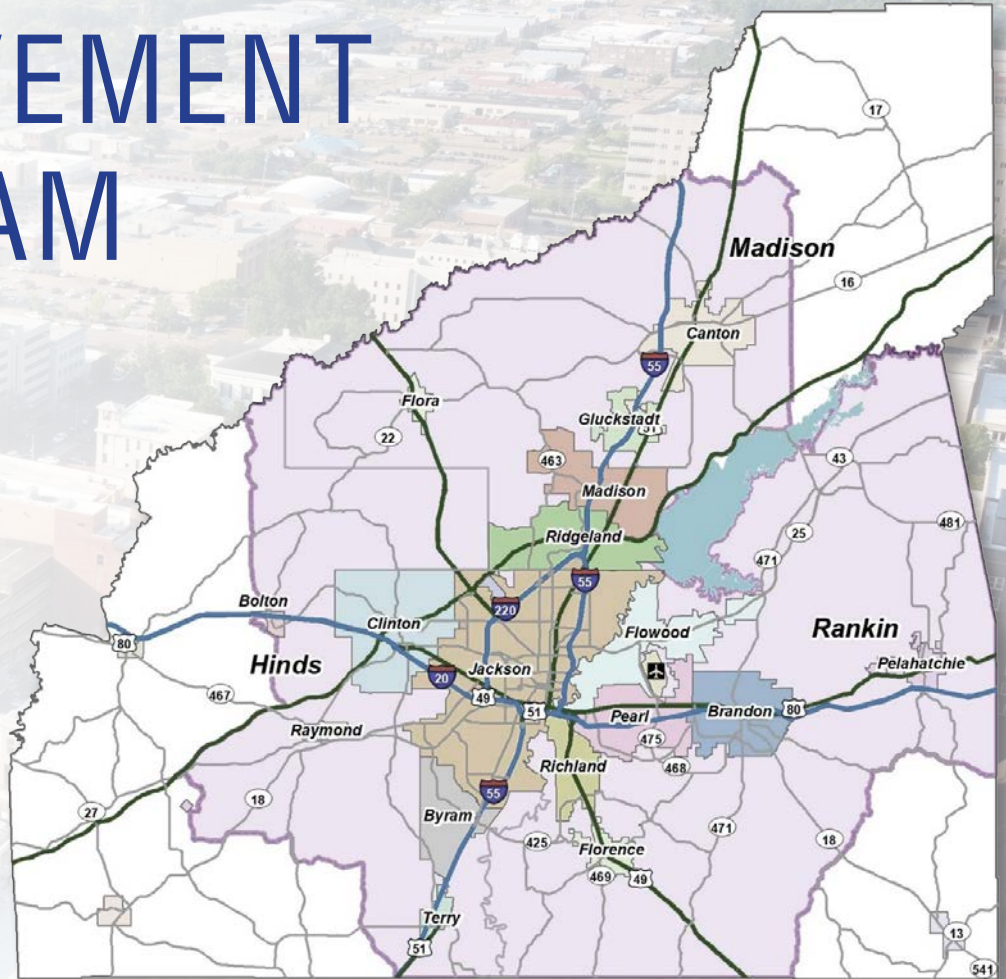


TRANSPORTATION IMPROVEMENT PROGRAM



FY 2027-2030 *DRAFT*

Draft Transportation Improvement Program Fiscal Years 2027-2030

Prepared By:

Central Mississippi Planning
and Development District
1020 Centre Pointe Boulevard
Pearl, MS 39208
601.981.1511
www.cmpdd.org
mpo@cmpdd.org

Original 30-day Public Comment Period July 6, 2026 – August 4, 2026

Metropolitan Planning Policy Committee
Approval Date: _____

Metropolitan Planning Policy Committee
Chairperson: _____

FHWA / FTA Original Approval Date: _____

Note: once approved, this document and a list describing any revisions to this document can be found on CMPDD's website,
www.cmpdd.org/transportation/plans-studies/transportation-improvement-program-tip/

Transit Program of Projects (POP)

The City of Jackson-JTRAN utilizes the MPO's Transportation Improvement Program development, amendment, and modification process to inform the public of the City of Jackson-JTRAN's annual Program of Projects (POP), or any changes made to the POP. The POP is a list of projects to be funded in a grant application submitted to the Federal Transit Administration (FTA) by a designated transit recipient. Notices advertised for the development of this TIP satisfy the requirements of public participation for the development of the POP for the Federal Transit Administration Urbanized Area Formula Program for funds administered by the City of Jackson-JTRAN. Pursuant to federal requirements the proposed POP for the City of Jackson-JTRAN will be final unless revised as a result of public comments.

Disclaimer

This document was prepared and published by the Central Mississippi Planning and Development District (CMPDD) Metropolitan Planning Organization (MPO). This document was prepared in cooperation with and financial assistance from the following public agencies: the Mississippi Department of Transportation (MDOT), the Federal Highway Administration (FHWA), and the Federal Transit Administration (FTA) as well as the City of Jackson's Transit Services Division. The contents of this report do not necessarily reflect the official views or policy of the funding agencies.

The Central Mississippi Planning and Development District (CMPDD) ensures compliance with Title VI of the Civil Rights Act, the Americans with Disabilities Act and other related federal statutes and regulations that no person shall be excluded from participation in, be denied the benefits of, or be subjected to discrimination under any program or activity receiving federal financial assistance from the U.S. Department of Transportation on the grounds of race, color, or national origin, as well as, sex, age, or disability. For more information on CMPDD's procedures to ensure compliance with Title VI and other applicable federal regulations, please contact CMPDD's Human Resource Director: CMPDD 1020 Centre Pointe Blvd. Pearl, MS 39208 (601)981-1511.

Table of Contents

1.0 The Purpose of a TIP.....	1
2.0 Understanding the Metropolitan Planning Organization (MPO).....	1
3.0 Public Transit Provider	3
4.0 Linking National Planning Factors, Performance Measures, Local Targets and TIP Investments	4
5.0 TIP Project Section.....	11
6.0 MPO Project Prioritization and Selection Process.....	11
7.0 TIP Funding and Financial Constraint.....	14
8.0 Public Participation.....	17
9.0 Changes to the TIP	19
9.1 Amendment.....	19
9.2 Administrative Modification.....	20
10.0 Projects Implemented through the Previous FY 2025-2028 TIP.....	21
11.0 MPO-LPA Sponsored Projects.....	
12.0 Transit Sponsored Projects	
13.0 MDOT Sponsored Projects	
14.0 Eastern Federal Lands Highway Division Sponsored Projects.....	
Appendices	
Appendix A – TIP Amendment/Administrative Modification Flow Chart.....	
Appendix B – Understanding a MPO – LPA Project Page.....	

1.0 The Purpose of a TIP

The Transportation Improvement Program (TIP) is a multi-year listing of transportation projects that have received a commitment of federal, state, and/or local funding within the Central Mississippi Planning and Development District (CMPDD) Metropolitan Planning Organization's (MPO's) planning area. The TIP serves as a short-term transportation planning document that identifies approximately four years of federally funded and regionally significant transportation projects that implement the goals, objectives, and recommendations of the region's long-range Metropolitan Transportation Plan. Projects included in the TIP address a variety of transportation needs throughout the region, including the reconstruction, preservation, operation, and maintenance of highways, arterial, and collector roadways, bridges, intersections, public transportation services, and bicycle and pedestrian facilities.

The TIP is developed in accordance with metropolitan planning requirements established under 23 CFR Part 450 and 49 CFR Part 613. Federal regulations require the TIP to be fiscally constrained, meaning projects included in the program must have reasonably available funding sources identified and that the total programmed expenditures cannot exceed anticipated revenues. A TIP is regional in scope and does not represent projects statewide. The Statewide Transportation Improvement Program (STIP), which is maintained in the state by the Mississippi Department of Transportation (MDOT) includes all transportation projects receiving federal transportation funding statewide including those in each MPO region across the state. The TIP is developed cooperatively by the MPO, local governments, JTRAN, and MDOT. Following adoption by the MPO, the TIP is submitted to MDOT for inclusion in Mississippi's STIP and subsequently approval by the Governor.

Federal regulations require the TIP to be updated at least once every four years; however, CMPDD typically updates the document every two years. The Fiscal Year (FY) 2027 – 2030 TIP covers the period from October 1, 2026, to September 30, 2030.

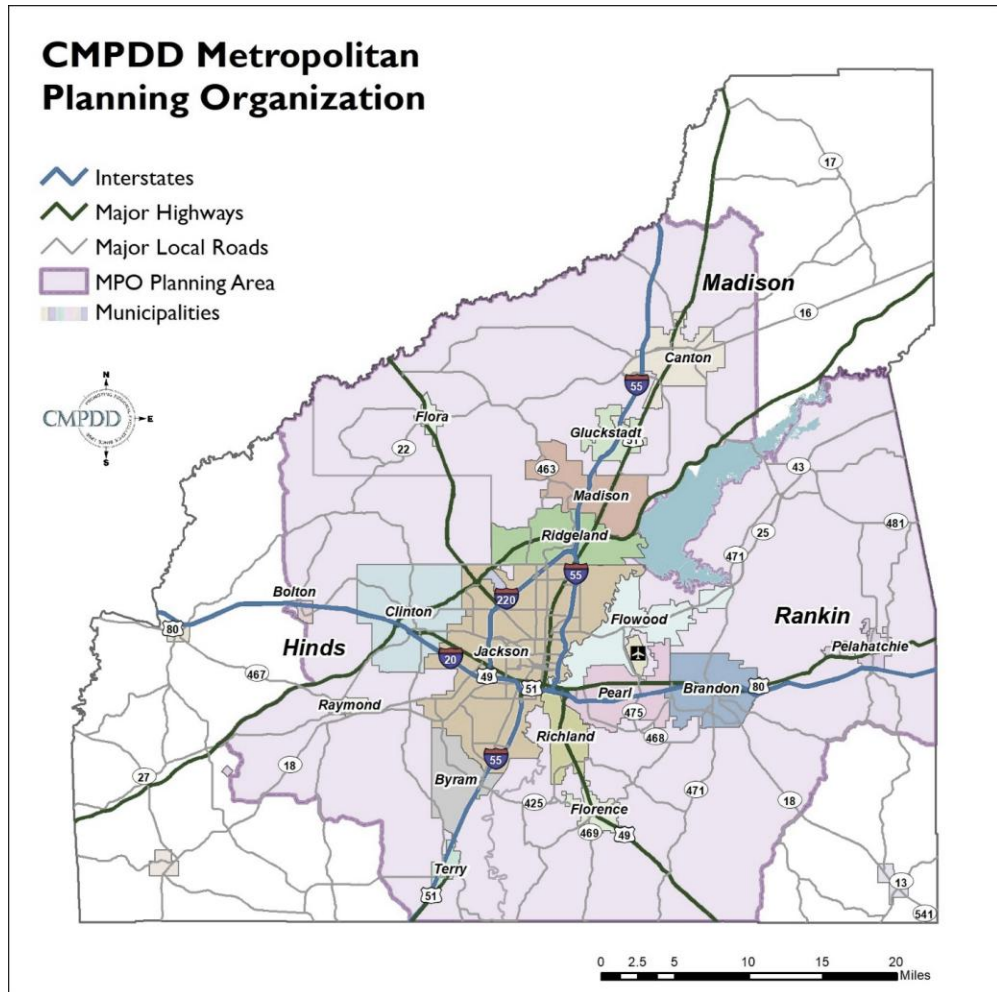
2.0 Understanding the Metropolitan Planning Organization (MPO)

A Metropolitan Planning Organization (MPO) is the policy-making organization designated to carry out the metropolitan transportation planning process in urbanized areas with populations exceeding 50,000, as required by federal regulations (23 CFR 450.104 and 23 CFR 450.310). The primary purpose of an MPO is to conduct a continuing, cooperative, and comprehensive, performance-based, multimodal transportation planning process that supports informed transportation investment decisions and promotes the efficient movement of people and goods.

The Central Mississippi Planning and Development District (CMPDD) was designated as the MPO for the Jackson Urbanized Area on February 5, 1975, and is responsible for coordinating the federally required transportation planning process within the MPO planning area.

As the designated MPO, CMPDD is responsible for implementing transportation planning activities and programming transportation projects within the MPO planning area, which includes the Census-defined urbanized area and surrounding areas projected to become urbanized within the next 20 years.

The current MPO planning area encompasses portions of Hinds, Madison, and Rankin Counties. Each county and municipality located within the MPO planning area is represented within the MPO committee structure and participates in guiding the plans, programs, and transportation investments developed through the MPO process.



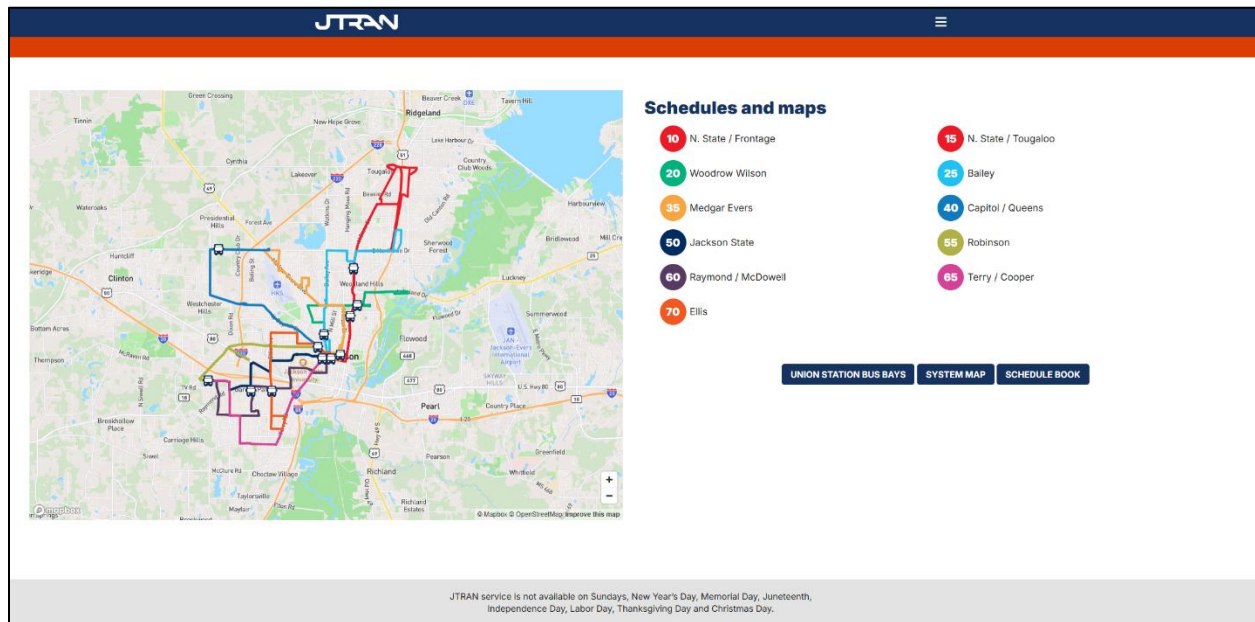
The MPO operates through a committee structure that provides policy direction and technical guidance for the transportation planning process. This structure is responsible for reviewing transportation plans, studies, programs, and funding recommendations and for approving the use of federal transportation funds within the MPO planning area. The MPO’s planning activities address a multimodal transportation system that includes highways, public transportation, bicycle and pedestrian facilities, freight movement, and other transportation-related initiatives.

The MPO is governed by the Metropolitan Planning Policy Committee, which serves as the MPO’s primary decision-making body. The Policy Committee is composed primarily of locally elected officials and is responsible for establishing MPO policies, adopting major planning documents, and approving transportation funding decisions. Supporting the Policy Committee are several advisory committees and working groups, including the Intermodal Technical Committee, Bicycle and Pedestrian Facilities Subcommittee, Stakeholders Committee, and Transit Working Group. These committees provide technical expertise, stakeholder input, and recommendations on

transportation planning and programming matters. Additional committees and working groups are established as needed to address specific projects, studies, or planning initiatives.

3.0 Public Transit Provider

The City of Jackson, which operates JTRAN, is the designated public transit service provider for the Jackson Urbanized Area. Currently, JTRAN provides both fixed route and on-demand paratransit service within the City of Jackson. JTRAN and CMPDD work cooperatively to carry out the region’s performance based continuing, comprehensive, and cooperative planning process. As part of this coordination, JTRAN utilizes the MPO’s TIP development, amendment, and administrative modification process to provide public notice of JTRAN’s annual Program of Projects (POP) and any subsequent revisions. The POP identifies transit projects proposed for funding through grant applications submitted by the designated transit recipient to the Federal Transit Administration (FTA).



4.0 Linking National Planning Factors, Performance Measures, Local Targets, and TIP Investments

In accordance with Federal metropolitan transportation planning regulations (23 CFR 450), the MPO, in cooperation with the State DOT and the public transit provider, is required to develop both long-range transportation plans and short-range TIPs through a performance-driven, outcome-based planning process. The transportation planning process must be continuing, cooperative, and comprehensive, and provide for the consideration and implementation of projects, strategies, and services that address established planning factors and national transportation performance goals established by Congress.



Factors Considered in the MPO Planning Process

- ✓ Supporting the economic vitality of the metropolitan area, especially by enabling global competitiveness, productivity, and efficiency;
- ✓ Increasing the safety of the transportation system for motorized and non-motorized users;
- ✓ Increasing the security of the transportation system for motorized and non-motorized users;
- ✓ Increasing the accessibility and mobility of people and for freight;
- ✓ Protecting and enhancing the environment, promoting energy conservation, improving the quality of life, and promoting consistency between transportation improvements and State and local planned growth and economic development patterns;
- ✓ Enhancing the integration and connectivity of the transportation system across and between modes for people and freight;
- ✓ Promoting efficient system management and operation;
- ✓ Emphasizing the preservation of the existing transportation system;
- ✓ Improving the resiliency and reliability of the transportation system and reduce or mitigate stormwater impacts of surface transportation; and
- ✓ Enhancing travel and tourism.








Working collectively the MPO, MDOT, and JTRAN establish performance targets to help achieve the national performance goals based on established performance measures. A performance measure identifies what is being evaluated, while a performance target establishes a quantifiable level of performance to be achieved within a specific timeframe. Safety Performance Measure (PM1) targets are established annually, while targets related to pavement and bridge conditions (PM2), National Highway System

NATIONAL TRANSPORTATION PERFORMANCE GOALS



- 1 SAFETY**
To achieve a significant reduction in traffic fatalities and serious injuries on all public roads.
- 2 INFRASTRUCTURE CONDITION**
To maintain the highway infrastructure asset system in a state of good repair.
- 3 CONGESTION REDUCTION**
To achieve a significant reduction in congestion on the National Highway System (NHS).
- 4 SYSTEM RELIABILITY**
To improve the efficiency of the surface transportation system.
- 5 FREIGHT MOVEMENT AND ECONOMIC VITALITY**
To improve the national freight network, strengthen the ability of rural communities to access national and international trade markets, and support regional economic development.
- 6 ENVIRONMENTAL SUSTAINABILITY**
To enhance the performance of the transportation system while protecting and enhancing the natural environment.
- 7 REDUCED PROJECT DELIVERY DELAYS**
To reduce project costs, promote jobs and the economy, and expedite the movement of people and goods by accelerating project completion through eliminating delays in the project development and delivery process, including reducing regulatory burdens and improving agencies' work practices.

performance and Freight Reliability (PM3), Transit Asset Management (TAM), and Public Transportation Agency Safety Plans (PTASP) are established every four years in accordance with federal requirements, but may be reevaluated and adjusted as needed every two years. The transportation projects selected for inclusion in this TIP are intended to support progress toward achieving the adopted performance targets and to advance the national transportation goals. The TIP therefore serves as an important tool for directing transportation investments toward projects and programs that improve safety, infrastructure condition, system reliability, freight movement, mobility, environmental sustainability, and overall transportation system performance.

Performance Measures and Established Targets

<p>PM 1</p>  <p>Safety 4-Year Targets</p> <ul style="list-style-type: none"> • Total number of traffic related fatalities on all public roads: 726 • Rate of traffic related fatalities on all public roads per 100 million VMT: 1.770 • Total number of traffic related serious injuries on all public roads: 2,967 • Rate of traffic related serious injuries on all public roads per 100 million VMT: 7.240 • Total number of non-motorized fatalities and serious injuries on all public roads: 292 	<p>PM 2</p>  <p>Pavement Condition 4-Year Targets</p> <ul style="list-style-type: none"> • % of pavements on the Interstate System in Good condition: >55% • % of pavements on the Interstate System in Poor condition: <5% • % of pavement on the non-interstate National Highway System in Good condition: >=20% • % of pavement on the non-interstate National Highway System in Poor condition: <10% 	<p>PM 3</p>  <p>NHS Travel Time Reliability 4-Year Targets</p> <ul style="list-style-type: none"> • % of the Person-Miles Traveled on the Interstate that are reliable: >93% • % of the Person-Miles Traveled on the Non-Interstate National Highway System that are reliable: >85%
	<p></p> <p>Bridge Condition 4-Year Targets</p> <ul style="list-style-type: none"> • % of National Highway System bridges classified in Good condition: >=45% • % of National Highway System bridges classified in Poor condition: <=5% 	<p></p> <p>Freight Reliability 4-Year Targets</p> <ul style="list-style-type: none"> • % of Interstate System mileage providing reliable truck travel time: <1.4

Note: Targets listed above were previously established by the MPO as of June 15, 2026. More information regarding established targets and any updates to the established targets by the MPO can be found online: www.cmpdd.org/transportation/data-resources/performance-measures/.

<p style="text-align: center;">TAM</p>  <p style="text-align: center;">Transit Asset Management 4-Year Targets</p>	<p style="text-align: center;">TAM</p>  <p style="text-align: center;">Transit Safety 4-Year Targets</p>
<ul style="list-style-type: none"> • % of revenue vehicles (by type) that exceed the Useful Life Benchmark (ULB): Buses = <60% Cutaway = <60% Minivans = <50% • % of non-revenue service vehicles (by type) that exceed the ULB: Trucks = <50% SUVs = <50% Cars = <50% Minivans = <50% • % of facilities (by group) that are rated less than 3.0 on the Transit Economic Requirements Model (TERM) Scale: Bus Transfer Center = <0% Administration Offices = <50% Maintenance Facility = <50% Vehicle Fueling Facility = <50% Passenger Facilities = <25% 	<ul style="list-style-type: none"> • Number of injuries: Fixed Route 7 Non-Fixed Route 6 • Rate of injuries per 100,000 vehicle revenue miles: Fixed Route 0.99 Non-Fixed Route 1.83 • Number of Fatalities: Fixed Route 0 Non-Fixed Route 0 • Rate of fatalities per 100,000 vehicle revenue miles: Fixed Route 0 Non-Fixed Route 0 • Number of safety events: Fixed Route 7 Non-Fixed Route 6 • Rate of safety events per 100,000 vehicle revenue miles: Fixed Route 0.99 Non-Fixed Route 1.69 • Mean distance between major mechanical failures: Fixed Route 239,000 Non-Fixed Route 130,000 • Collision rate by mode: to be determined • Pedestrian collision rate by mode: to be determined • Vehicular collision rate by mode: to be determined • Transit worker injury rate by mode: to be determined • Assaults on transit workers by mode: to be determined • Rate of assaults on transit workers by mode: to be determined • Major events by mode: to be determined • Major event rate by mode: to be determined

Note: Targets listed above were previously established by the MPO as of June 15, 2026. Transit Safety targets not currently established will be set once targets are established by the public transit provider. For more information regarding established targets and any updates to the established targets by the MPO can be found online: www.cmpdd.org/transportation/data-resources/performance-measures/.

Projects identified for inclusion in this TIP by the MPO were developed with the consideration of achieving performance targets and the goals and objectives identified in the MPO’s 2050 Metropolitan Transportation Plan, which was developed with consideration of the national planning factors and consistency with other planning documents such as the State Freight Plan, the Mississippi Unified Long-Range Transportation Infrastructure Plan, and the Highway Safety Improvement Program to name a few. In order for an MPO-sponsored project to be eligible for consideration of implementation through the TIP, it must first be identified as a need in the MPO’s long-range Metropolitan Transportation Plan or align with the plan’s overall goals and objectives for improving the regional multimodal transportation system.

The 2050 Metropolitan Transportation Plan is a long-range planning document that serves as a comprehensive blueprint for guiding transportation investments in the region over the next 25 years. The plan identifies transportation needs, policies, strategies, and projects designed to enhance mobility, safety, and overall quality of life for all residents. The plan is updated every five years to reflect evolving priorities and changes in population, school enrollment, and economic growth that influence travel demand. The 2050 Metropolitan transportation Plan was adopted by the MPO on November 12, 2025. The 2050 Metropolitan Transportation Plan identifies a Vision Statement as well as the plan’s five overarching goals and their respective objectives were identified to help support the overarching transportation vision of the MPO’s planning area.



Table 1: Linking Performance Measures and Investments

Project ID	Description	PM 1	PM 2		PM 3		Transit	
		Safety	Pavement Conditions	Bridge Conditions	NHS Reliability	Freight Reliability	TAM	Transit Safety
480027	Lynch Street Phase 2 Little J Trail	✓						
510029	Weisenberger Road Widening	✓	✓					
510030	Highland Commerce Drive widening/new construction	✓	✓					
510032	Madison Ave Widening	✓	✓					
510033	Madison Ave Widening	✓	✓					
510034	Yandell Road Widening	✓	✓					
540081	Gunter Road Extension new construction	✓	✓					
540082	MS -18 I-20 Connector Loop	✓	✓		✓	✓		
540083	East Brandon I-20 Connector Loop	✓	✓					
540084	Pearl Concourse Drive Extension	✓	✓					
540085	Grant Ferry Pkwy Extension	✓	✓					
540086	U.S. 80 Improvements	✓	✓		✓	✓		
Grouped Bridge Repair	Grouped bridge repair projects	✓		✓	✓			
Grouped Operations	Grouped operations, maintenance, and minor reconstruction projects	✓	✓		✓	✓		
Grouped Safety	Grouped safety improvements	✓	✓		✓	✓		
Group Transportation Alternatives	Grouped non-motorized improvements	✓						
480031	Preventative Maintenance						✓	✓
480032	Non-Fixed Route ADA Paratransit Service						✓	✓
480034	Operations Assistance						✓	✓
480038	Security Enhancements						✓	✓

Table 1: Linking Performance Measures and Investments Continued

Project ID	Description	PM 1	PM 2		PM 3		Transit	
		Safety	Pavement Conditions	Bridge Conditions	NHS Reliability	Freight Reliability	TAM	Transit Safety
480047	Other Third Party Contractual						✓	✓
480050	Dispatching & Scheduling Software & Equipment						✓	✓
480059	Fleet Maintenance Software and Equipment						✓	✓
480057	Project Administration Capital Projects						✓	✓
480060	Automatic Passenger Counters						✓	✓
480061	Farebox Upgrades						✓	✓
480062	Telephone System						✓	✓
480063	Camera System						✓	✓
480049	Radios						✓	✓
480065	Union Station Rehab/Renovation						✓	✓
480072	Bus Wash System						✓	✓
480079	Bus Stop Improvements						✓	✓
480074	Hybrid Buses						✓	✓
480075	ADA Accessible Gasoline Vans						✓	✓
480076	<30 Ft. ADA Accessible Gasoline Cutaway Buses						✓	✓
480077	Workforce Training						✓	✓
480080	Bus Stop Improvements						✓	✓
480098	Union Station Transit Hub Renovation						✓	✓

Table 1 serves as a visualization tool to show which performance measures the projects programmed in the FY 2027-2030 TIP are anticipated to help achieve either directly or indirectly through project implementation. Information regarding MDOT’s projects can be found in the STIP document under the Performance Management section.

5.0 TIP Project Selection

During the development and maintenance of the TIP, CMPDD facilitates coordination and collaboration among federal, state, regional, and local transportation partners through a cooperative decision-making process. While the MPO is responsible for approving all projects included in the TIP, many projects are identified, evaluated, and prioritized through other planning and programming processes before being presented to the MPO for consideration.

The MPO is responsible for selecting and programming projects funded through the Transportation Management Area (TMA) Surface Transportation Block Grant (STBG) Program and the Transportation Alternatives (TA) Program. The MPO also works cooperatively with the City of Jackson, as the designated public transit provider for the urbanized area, on the selection and programming of projects funded through Federal Transit Administration (FTA) programs, including Sections 5307 and 5339, as well as other discretionary transit funding opportunities.

Projects on state-maintained roadways are selected and programmed by MDOT and approved by the Mississippi Transportation Commission. In addition, local governments and other project sponsors receiving congressional earmarks or discretionary transportation grants are responsible for coordinating with the MPO to ensure that awarded projects are incorporated into the TIP, as required by federal regulations.

Projects included in the TIP reflect the region's transportation priorities and investment strategies across all transportation modes. These priorities include roadway preservation and rehabilitation, safety improvements, congestion mitigation, public transportation, bicycle and pedestrian facilities, freight mobility, transportation operations, and system reliability.

All transportation projects, programs, and operations receiving federal transportation funding within the MPO planning area must be included in, or otherwise endorsed through, the MPO's TIP process. In addition, regionally significant transportation projects are included in the TIP regardless of whether federal funding is involved, ensuring that the document provides a comprehensive picture of planned transportation investments throughout the region.

6.0 MPO Project Prioritization and Selection Process

Projects funded through the MPO's Surface Transportation Block Grant (STBG) and Transportation Alternatives (TA) programs are selected through a competitive project evaluation process established by the Metropolitan Planning Policy Committee.

The project selection process begins with a review and update of the MPO's Project Submittal Guidelines, which establishes the eligibility requirements, application procedures, evaluation criteria, and project selection process for each funding program. Following approval of the guidelines by the Metropolitan Planning Policy Committee, the MPO issues a formal call for projects.

Upon receipt of applications, MPO staff review each submission for eligibility and evaluate projects using the approved scoring criteria specific to the funding category. Projects are ranked based on their evaluation scores, and available funding is awarded to the highest scoring projects until all programmed funds have been allocated.

Projects selected for funding are subsequently incorporated into the TIP. In accordance with the MPO's Public Participation Plan, newly selected projects are made available for public review and comment either as part of the development of a new TIP document or through an amendment or administrative modification to the existing TIP, depending on the timing and type of project being selected. Most recently, the MPO issued a call for Transportation Alternatives (TA) projects in August 2025 and a call for Surface Transportation projects in November 2025.

RECENT MPO CALL FOR PROJECTS

Surface Transportation Program			
Call for Projects Issued:		November 17, 2025	
Applications Due:		January 30, 2026	
Projects Selected for MPO Funds:		May 13, 2026	
Federal Funds Awarded:		\$34,115,242	
Local Matching Funds:		\$15,033,811	
Total Projects Selected:		22	
<i>Evaluation Criteria</i>			
Congestion Mitigation		Pavement Management	
Congestion Management		Pavement Management	
Process Index Rating	30%	System Index Rating	75%
Project Readiness	25%	Requested Funding	15%
Requested Funding	15%	Local Match	10%
Local Match	15%		
Livability	10%		
Multi-jurisdictional			
Interconnectivity	5%		
Safety Improvements		Bridge Repair	
Safety Benefit to Cost Ratio	60%	Replacement Index	40%
Project Readiness	20%	Project Readiness	30%
Requested Funding	10%	Requested Funding	20%
Local Match	10%	Local Match	10%

Transportation Alternatives Program			
Call for Projects Issued:		August 14, 2025	
Applications Due:		September 30, 2025	
Projects Selected for MPO Funds:		November 12, 2025	
Federal Funds Awarded:		\$6,851,045	
Local Matching Funds:		\$2,124,730	
Total Projects Selected:		6	
<i>Evaluation Criteria</i>			
Connectivity	25%	Project Readiness	20%
Livability	25%	Local Match	15%
Requested Funding	15%		

7.0 TIP Funding and Financial Constraint

Federal regulations require the TIP to be fiscally constrained, meaning that the total cost of projects programmed for implementation cannot exceed the revenues reasonably expected to be available during each fiscal year covered by the TIP. If programmed expenditure exceeds anticipated revenues in a given fiscal year, projects must be rescheduled, phased, or otherwise adjusted to maintain fiscal constraint.

Similarly, when all available funding has been programmed, the addition of new projects to the TIP requires either the identification of additional funding sources or the modification, deferral, or removal of projects already included in the program. Maintaining fiscal constraint is a continuous process that ensures the TIP remains realistic and financially achievable throughout its implementation period.

For projects sponsored by Local Public Agencies (LPAs) and funded through MPO-administered programs, CMPDD staff review project costs, funding commitments, and scheduling assumptions to ensure compliance with federal fiscal constraint requirements. However, responsibility for determining the availability of funding resources for state-sponsored projects and transit projects rests with MDOT and the City of Jackson Transit Services Division (JTRAN), respectively.

The majority of funding sources identified in the TIP are derived from federal transportation programs administered by the U.S. Department of Transportation through the Federal Highway Administration (FHWA) and the Federal Transit Administration (FTA). These federal funds are supplemented by state and local funding sources to implement transportation projects throughout the metropolitan planning area. Table 2 identifies the primary funding programs utilized by the MPO, MDOT, local governments, and JTRAN to implement projects included in the FY 2027–2030 TIP.

The current federal surface transportation authorization, the Infrastructure Investment and Jobs Act (IIJA), was signed into law on November 15, 2021, and provides transportation funding for federal fiscal years 2022 through 2026. As the authorization period concludes, Congress must either enact new surface transportation legislation or pass a continuing resolution or other funding measure to ensure the continued availability of federal transportation funding programs. For urbanized areas, a national formula is used to apportion funds to each State based on their urbanized area population as a ratio to the nation's total urbanized area population. The funds are then allocated to each MPO from each State Department of Transportation.

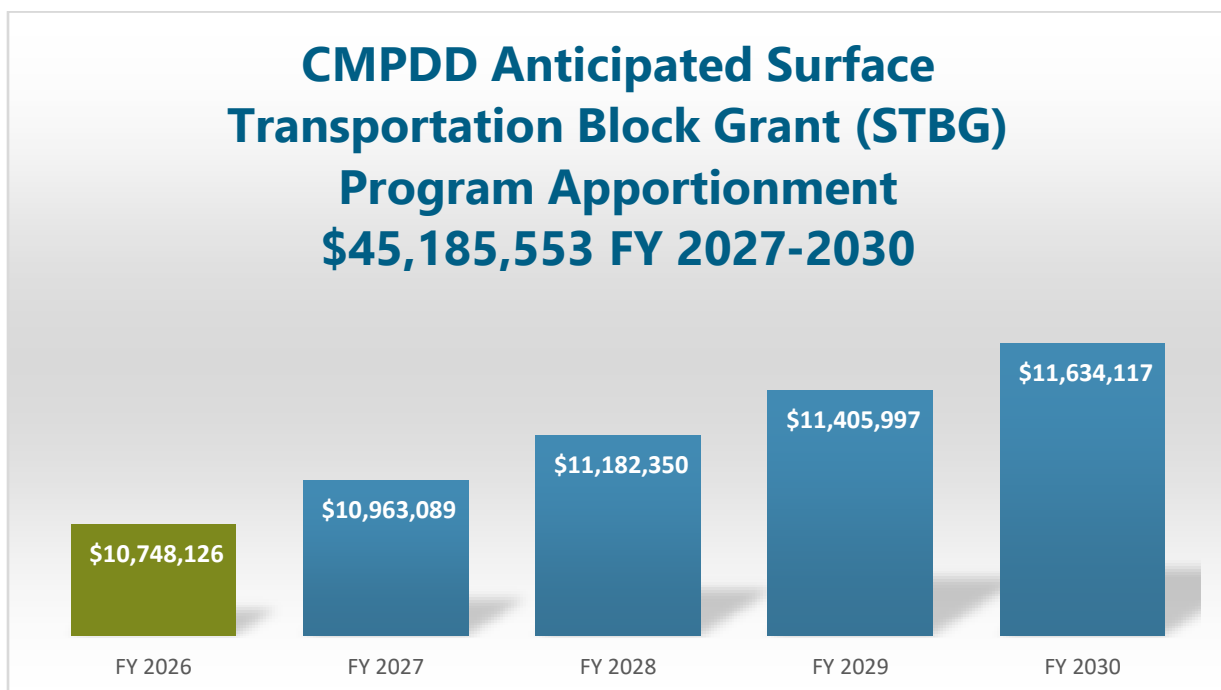
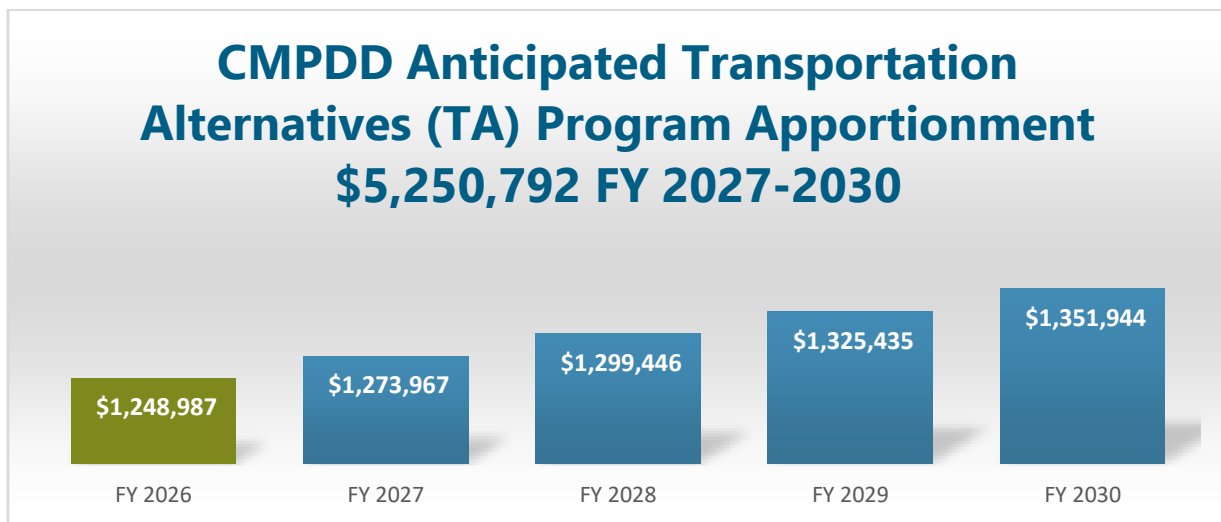
Once funding allocations are received, transportation projects are selected and programmed through the MPO's adopted project selection process, as outlined in the MPO's Project Submittal Guidelines. Following MPO approval, selected projects are incorporated into the TIP and become eligible to advance through the project development and implementation process.

Table 2: 2027- 2030 TIP Funding Sources

Funding Program	Acronym	Available Through	Available To	Funding Ratio
Bridge Repair	BR	FHWA	State	80% Federal 20% State Match
Earmark	--	Congress	State & MPO	Determined by Congress
Federal Lands Access Programs	FLAP	FHWA	Eastern Federal Land	100% Federal
Federal Lands Transportation Program	FLTP	FHWA	Eastern Federal Land	100% Federal
Highway Infrastructure Program	HIP	FHWA	MPO & State	80% Federal 20% Local Match
Highway Safety Improvement program	HSIP	FHWA	State	80% Federal 20% State Match
Interstate Maintenance	IM	FHWA	State	90% Federal 10% State Match
National Highway System	NHS	FHWA	State	80% Federal 20% State Match
National Highway Performance Program	NHPP	FHWA	State	80% Federal 20% State Match
Section 5307 Urbanized Area Formula Program	FTA 5307	FTA	JTRAN	80% Federal 20% State/Local Match
Section 5339 Bus and Bus Facilities Program	FTA 5339	FTA	JTRAN	80% Federal 20% State/Local Match
Section 5339 c Discretionary Low or No Emission Program	FTA 5339c	FTA	JTRAN	90% Federal 10% Local Match
State Funded Program	SFP	State	State	100% State/Local
Safe Routes to School	SRTS	FHWA	State	80% Federal 20% State/Local
Surface Transportation Block Grant – MPO	STP/STB G-MPO	FHWA	MPO	80% Federal 20% Local Match
Surface Transportation Block Grant – State	STP/STB G	FHWA	State	80% Federal 20% Local Match
Transportation Alternatives – MPO	TA-MPO	FHWA	MPO	80% Federal 20% Local Match
Transportation Alternatives – State	TAP/TE	FHWA	State	80% Federal 20% Local Match
Carbon Reduction Program	CRP	FHWA	MPO & State	80% Federal 20% Local Match

Note: 100% Federal funding can be applied to some funding sources per 23 USC (c) as applicable.

In estimating revenues to be used for implementation of the FY 2027-2030 TIP, the MPO, MDOT, and the City of Jackson (JTRAN) must rely on current and anticipated revenue sources. In an effort to present reasonable estimates of available funding for future year projects, the MPO has elected to use a conservative approach in the estimation of projected available funding. Therefore, the most recent apportionment of Fiscal Year 2026 funding levels for STBG (FY 2026 apportionment \$10,748,126) and TA (FY 2026 apportionment \$1,248,978) funds were used as the base anticipated funding with a 2% inflation factor applied annually to project anticipated MPO revenues. In addition to anticipated revenues, the FY 2027-2030 TIP includes the availability of carryover revenues that will be used to develop the remaining projects that were not "obligated" during the previous FY 2025-2028 TIP. In order to "obligate" these remaining carryover funds and develop the remaining projects they must be moved into the FY 2027-2030 TIP.



8.0 Public Participation

Once a draft TIP has been prepared, the MPO conducts a 30-day public review and comment period in accordance with the MPO’s Public Participation Plan. During this period, a public notice is published, and the draft TIP is made available for review on the CMPDD website.

At the conclusion of the public comment period, MPO staff compile, review, and respond to all comments received. The comments and staff responses are provided to the Intermodal Technical Committee and the Metropolitan Planning Policy Committee for consideration. The Intermodal Technical Committee reviews the draft TIP, public comments, and any proposed revisions before making a recommendation to the Metropolitan Policy Committee regarding adoption of the document.

If significant changes are made to the TIP following the public review and comment period that result in a significant departure from the document originally presented for public review, an additional public comment period will be conducted in accordance with the MPO’s Public Participation Plan. If no significant changes are made, the Metropolitan Planning Policy Committee will be provided with a summary of public outreach activities, all comments received, and staff responses prior to considering adoption of the TIP.

Following consideration of all public comments and recommendations, the Metropolitan Planning Policy Committee may adopt the TIP. Upon adoption by the MPO, the TIP is submitted to MDOT for inclusion in the Statewide Transportation Improvement Program (STIP) and subsequent approval by the Governor of Mississippi.

2027 - 2030 TIP DEVELOPMENT

- ✓ **30-Day Comment Period:**
July 6 – August 4, 2026
- ✓ **Advertisements**
 - CMPDD Website: July 6 – August 4, 2026
 - CMPDD Social Media: to be determined
 - Interested Parties Email Notification: to be determined
- ✓ **Committee Meetings:**
 - Intermodal Technical : August 5, 2026
 - Metropolitan Planning Policy: August 12, 2026



PUBLIC NOTICE

CMPDD SEEKS COMMENTS ON THE PROPOSED 2027 - 2030 TRANSPORTATION IMPROVEMENT PROGRAM

The Central Mississippi Planning & Development District (CMPDD), on behalf of the Metropolitan Planning Organization (MPO), invites all interested citizens and stakeholders to review and provide comments on the proposed 2027-2030 Transportation Improvement Program (TIP). The TIP is a federally required planning document that identifies a multi-year listing of planned transportation improvements that have received a commitment of federal, state, and/or local funding. The TIP includes projects related to highways, bridges, transit, bicycle and pedestrian facilities, and other transportation improvements.

The **public comment period** for the proposed TIP **will begin Monday July 6, 2026, and will remain open through Tuesday, August 4, 2026, at 5:00 p.m.** All comments received during this period will be considered prior to action being taken by the MPO on the proposed 2027-2030 Transportation Improvement Program. The proposed document is available for review on the CMPDD website at www.cmpdd.org/transportation/get-involved/

Ways to Submit Comments

Online:

Submit comments online through the Transportation Comments page on the CMPDD website: www.cmpdd.org/transportation/get-involved/

Email:

Email comments to: mpo@cmpdd.org

Mail:

Central Mississippi Planning and Development District
1020 Centre Pointe Boulevard
Pearl, MS 39208

Following the end of the public comment period, all comments received will be provided to the Intermodal Technical and the Metropolitan Planning Policy Committees for consideration before the MPO takes action regarding the proposed 2027-2030 TIP.

For additional information or assistance in submitting comments, please contact CMPDD at (601) 981-1511 or by email at mpo@cmpdd.org

This public comment period is being conducted in accordance with the MPO's Public Participation Plan and applicable federal and state metropolitan transportation planning regulations. This notice satisfies the requirement of public participation for the development of the Program of Projects (POP) for the Federal Transit Administration Urbanized Area Formula Program for funds administered by the City of Jackson-JTRAN. Pursuant to federal requirements, the proposed POP for Jackson-JTRAN will be final unless revised as a result of public comments.

9.0 Changes to the TIP

Revisions to an adopted TIP are processed through the use of amendments or administrative modifications. These revisions can include adding a new project, deleting a project, moving a project phase forward or backward, increasing or decreasing available funding or revising the project's scope of work. A proposed "change" to the TIP can only be made through the use of an amendment or administrative modification. Once a request has been made to change the TIP, MPO staff will review the request and determine the appropriate method for processing the change, whether by amendment or administrative modification. Appendix B provides a flow chart used by MPO staff to determine whether a project should be processed as an amendment or a modification.

9.1 Amendment

Between full updates to the TIP, the need may arise to amend the program to include new projects or change existing projects. When a request is made to change the TIP, it is processed as an amendment if it is a major change to the scope of the project. Examples of changes that should be processed as amendments are:

- A major change in the total project cost (excluding grouped projects) that exceeds cost change thresholds. See details for project cost change thresholds in Appendix B.
- Adding a new project or deleting an existing project.
- A major change in the project scope; including but not limited to, change in the number of lanes, change in project termini, adding or removing proposed non-motorized facilities.

All proposed amendments to the TIP may be considered at each meeting of the Intermodal Technical and Metropolitan Planning Policy Committees held quarterly, provided that the following conditions are met:

- Proposed amendments must be posted on the MPO website (www.cmpdd.org) for a period of not less than 10 days prior to the date of the next scheduled Intermodal Technical Committee meeting to provide enough time, in accordance with the MPO's Public Participation Plan, for public review and comment.
- The MPO website will list ways the public can comment on the proposed amendment(s).
- The Intermodal Technical Committee will review the proposed amendment and citizen input, in accordance with the requirements in the Public Participation Plan as it relates to TIP amendments and make a recommendation to approve or deny approval of the proposed amendment to the Metropolitan Planning Policy Committee.

- Should any person not agree with the recommendation(s) of the Intermodal Technical Committee regarding the proposed amendment(s) they may appear before the Metropolitan Planning Policy Committee to provide comments.
- The Metropolitan Planning Policy Committee considers the recommendations made by the Intermodal Technical Committee and any public comments received prior to taking action on the proposed amendment.
- Upon Metropolitan Planning Policy Committee approval, the amendment is submitted to MDOT to be added to the STIP.

9.2 Administrative Modification

A requested change to the TIP is processed as an administrative modification if the proposed change to the scope of the project is minor (Example: A project phase needs to change the Fiscal Year of the project from Fiscal Year 2027 to Fiscal Year 2028). Administrative modifications do not require a public review and comment period and may be processed by MPO staff as needed. Some examples of requested changes that should be processed as administrative modifications are:

- Any changes made to a grouped project category.
- A minor change in the total project cost. (See details for project cost change thresholds in Appendix B.)
- A minor change in project description/termini that is for clarification and does not change the project scope.
- Corrections to a minor data entry.
- Splits or combines projects without modifying the original project design, concept and scope or creating project segmentation.
- Moves a project from federal funding to state funding.
- Shifts the schedule of a project or phase within the years covered by the TIP.

Once an administrative modification or an amendment has been processed by the MPO, the TIP document is updated to include any changes that have been made. The FY 2027-2030 TIP Modification and Amendment Table located on CMPDD's website, www.cmpdd.org/transportation/plans-studies/transportation-improvement-program-tip/, details all changes made to the TIP once the original document is approved by FHWA and FTA.

10.0 Projects Implemented Through the Previous FY 2025-2028 TIP

Metropolitan Planning guidelines require the TIP to contain a list of major projects from the previous TIP that were implemented as well as any projects that experienced significant delays in their planned implementation. It is the goal of the MPO to efficiently utilize federal grant funds allocated to this region in a timely manner. Since 2015 the MPO's Prospectus document (organization's bylaws) has outlined project management guidelines for projects awarded MPO grant funding. The guidelines outline various target dates that must be met for each phase (environmental clearance, right-of-way acquisition, or plans specifications and estimate assembly) of developing a project. The length of time given for each phase varies based upon the complexity and type of project receiving a commitment of grant funds from the MPO to ensure projects are continuously moving forward toward construction. The MPO's previous TIP, the FY 2025-2028 TIP for the Jackson Urbanized Area, was approved and began implementing projects October 1, 2024. Based upon the projects included in the FY 2025-2028 TIP, twenty-one projects sponsored by Local Public Agencies (LPAs) with a commitment of \$22,608,505 in federal MPO grant funding were advanced to the implementation phase and given authority to advertise for bids. Table 3 provides a list of projects from the previous TIP that were advanced to construction/implementation and are either currently complete or under various levels of construction. None of the projects planned in the FY 2025-2028 TIP experienced significant delays in their planned implementation.

Table 3: 2025-2028 TIP LPA Projects Advanced to Implementation

Project	Jurisdiction	Federal Funds Obligated	Type of Funds
Overaly McDowell Road Ext.: Hwy 18 to Raymond Road	Jackson	\$2,327,415	MPO-STBG
Officer Thomas Catchings Bridge Replacement	Jackson	\$1,380,000	MPO-STBG
Various Traffic Signal Upgrades Group A	Jackson	\$1,400,000	MPO-STBG
Various Traffic Signal Upgrades Group B	Jackson	\$1,400,000	MPO-STBG
Monument Street Bridge Replacement	Jackson	\$1,380,000	MPO-STBG
Davis Road Bridge Replacement	Byram	\$749,560	MPO-STBG
Terry Road Overlay: Siwell Road to Jackson City Limits	Byram	\$513,800	MPO-STBG
Rice Road Overlay: Madison City Limits to Hoy Road	Madison	\$1,112,650	MPO-STBG
Springridge Road Overlay: Woodchase Park Drive to I-20	Clinton	\$443,625	MPO-STBG
Clinton Blvd Overlay: College Street to Shaw Road	Clinton	\$908,750	MPO-STBG
Calhoun Station Parkway Overlay: Gluckstadt Road to Church Road	Gluckstadt	\$759,000	MPO-STBG
Lake Harbour Drive Overlay: Christine Drive to Northpark Drive	Ridgeland	\$3,910,000	MPO-STBG
I-55/Old Agency Road LED Lighting & Traffic Monitoring System	Ridgeland	\$575,000	MPO-STBG/ MPO-CRP
Old Highway 49 at Aerosmith Drive and Carrier Blvd Geometric Improvements and Traffic Signal Upgrades	Richland	\$2,963,330	MPO-CRP
Old Highway 49 Overlay	Rankin County	\$1,131,900	MPO-STBG
Fannin Landing Circle Multi-Use Path	PRVWSD	\$145,550	MPO-TA
Strawberry Patch Sidewalks	Madison	\$441,000	MPO-TA
Steed Road Multi-Use Path	Ridgeland	\$894,425	MPO-TA
Riverwind Drive Sidewalk	Pearl	\$172,500	MPO-TA /MPO-TIFIA TA

11.0 MPO – LPA Sponsored Projects

SECTION 11
MPO - LPA SPONSORED PROJECTS

Funding & Expenditures Fiscal Years 2027 - 2030

Funding Sources	Fiscal Year 2027	Fiscal Year 2028	Fiscal Year 2029	Fiscal Year 2030	Total
Carry Over Funds (Federal MPO-STBG)	\$ 59,716,910	\$ 59,230,679	\$ 56,330,791	\$ 56,545,104	\$ 59,716,910
Annual STBG Apportionment (Revenue)	\$ 10,963,089	\$ 11,182,350	\$ 11,405,997	\$ 11,634,117	\$ 45,185,553
TOTAL STBG FUNDS	\$ 70,679,999	\$ 70,413,029	\$ 67,736,788	\$ 68,179,221	\$ 104,902,463
STBG - State/Local Funds	\$ 4,109,530	\$ 21,772,338	\$ 39,116,947	\$ 12,980,000	\$ 77,978,815
MPO STBG EXPENDITURES	\$ 11,449,320	\$ 14,082,238	\$ 11,191,684	\$ 7,720,000	\$ 44,443,242

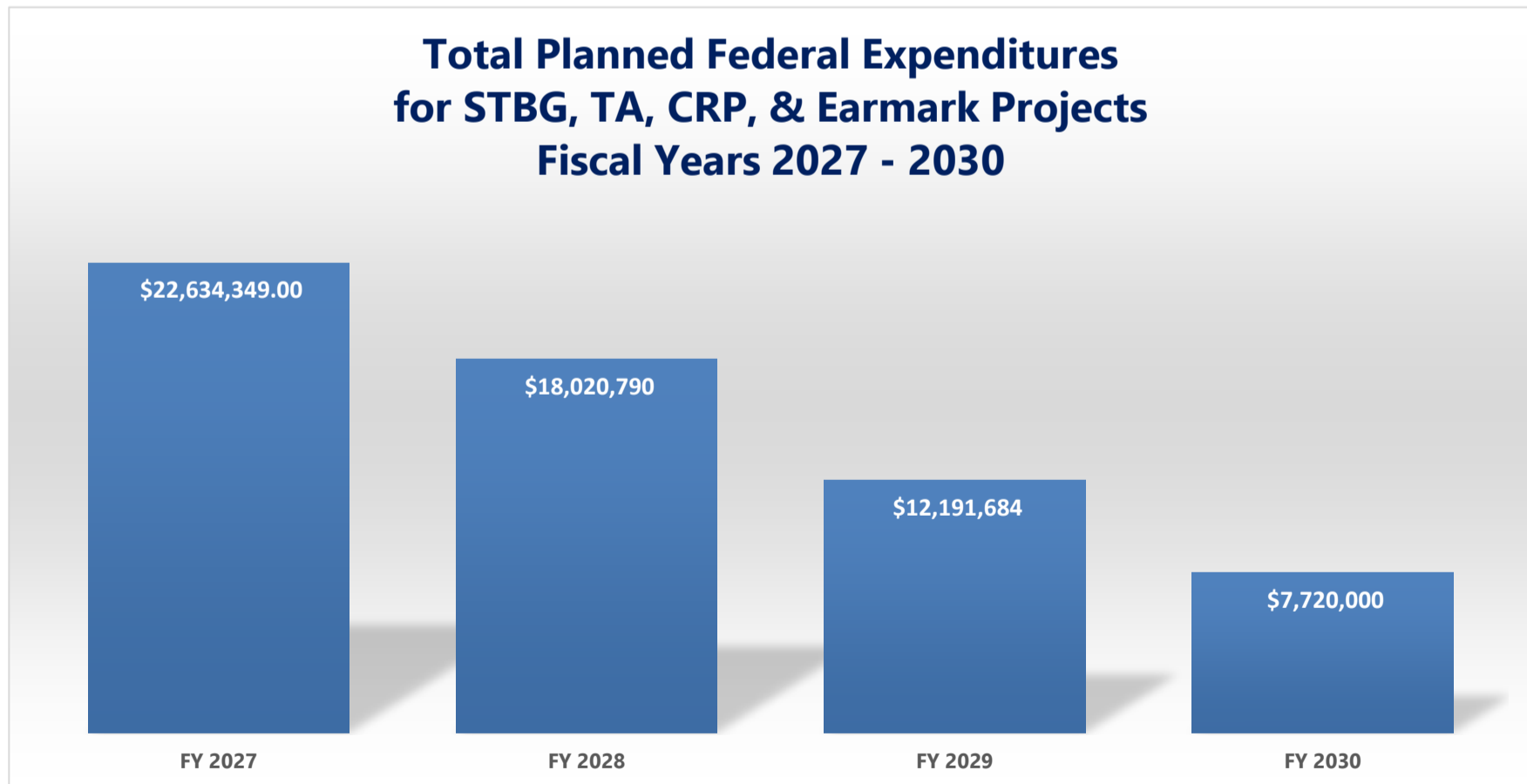
Carry Over Funds (Federal MPO-TA)	\$ 4,060,348	\$ 4,607,253	\$ 3,933,147	\$ 5,258,582	\$ 4,060,348
Annual TA Apportionment (Revenue)	\$ 1,273,967	\$ 1,299,446	\$ 1,325,435	\$ 1,351,944	\$ 5,250,792
TOTAL MPO-TA FUNDS	\$ 5,334,315	\$ 5,906,699	\$ 5,258,582	\$ 6,610,526	\$ 9,311,140
TA - State/Local Funds	\$ 181,766	\$ 493,388	\$ -	\$ -	\$ 675,154
TA EXPENDITURES	\$ 727,062	\$ 1,973,552	\$ -	\$ -	\$ 2,700,614

Carry Over Funds (MPO-CRP)	\$ 788,406	\$ 1,316,201	\$ 2,658,726	\$ 4,028,101	\$ 788,406
Annual MPO-CRP Apportionment (Revenue)	\$ 1,316,201	\$ 1,342,525	\$ 1,369,375	\$ 1,396,763	\$ 5,424,864
TOTAL MPO-CRP FUNDS	\$ 2,104,607	\$ 2,658,726	\$ 4,028,101	\$ 5,424,864	\$ 6,213,270
MPO-CRP - State/Local Funds	\$ 320,852	\$ -	\$ -	\$ -	\$ 320,852
MPO-CRP EXPENDITURES	\$ 788,406	\$ -	\$ -	\$ -	\$ 788,406

Carry Over Funds (Earmark/Other)	\$ 12,634,561	\$ 2,965,000	\$ 1,000,000	\$ -	\$ 12,634,561
Earmark/Other Apportionment (Revenue)	\$ -	\$ -	\$ -	\$ -	\$ -
TOTAL EARMARK/OTHER - FUNDS	\$ 12,634,561	\$ 2,965,000	\$ 1,000,000	\$ -	\$ 12,634,561
Earmark/Other - State/Local Funds	\$ 3,967,390	\$ 491,250	\$ 2,125,000	\$ -	\$ 6,583,640
EARMARK/OTHER EXPENDITURES	\$ 9,669,561	\$ 1,965,000	\$ 1,000,000	\$ -	\$ 12,634,561

TOTAL FEDERAL FUNDING	\$ 90,753,482	\$ 81,943,454	\$ 78,023,471	\$ 80,214,611	\$ 133,061,434
TOTAL FEDERAL EXPENDITURES	\$ 22,634,349	\$ 18,020,790	\$ 12,191,684	\$ 7,720,000	\$ 60,566,823
BALANCE	\$ 68,119,133	\$ 63,922,664	\$ 65,831,787	\$ 72,494,611	\$ 72,494,611

Note: Carryover balances were calculated using MPO fund balances as of October 31, 2025 minus any planned projects programmed for FY 2026.





**METROPOLITAN PLANNING ORGANIZATION
2027 - 2030 TRANSPORTATION IMPROVEMENT PROGRAM
GROUPED PROJECTS**

BRIDGE REPLACEMENT

Agency: LOCAL PUBLIC AGENCIES Fund Source: STBG/LOCAL

Fiscal Year:	Federal Share:	State/Local Share:	Total Funds
2027	\$1,213,000	\$303,250	\$1,516,250
2028	\$0	\$0	\$0
2029	\$2,317,137	\$579,284	\$2,896,421
2030	\$0	\$0	\$0
SUB-TOTAL	\$3,530,137	\$882,534	\$4,412,671

OPERATIONS/MAINTENANCE/MINOR RECONSTRUCTION

Agency: LOCAL PUBLIC AGENCIES Fund Source: STBG/LOCAL

Fiscal Year:	Federal Share:	State/Local Share:	Total Funds
2027	\$4,642,820	\$1,829,780	\$6,472,600
2028	\$6,184,738	\$1,546,184	\$7,730,922
2029	\$5,122,547	\$3,449,663	\$8,572,210
2030	\$0	\$0	\$0
SUB-TOTAL	\$15,950,105	\$6,825,627	\$22,775,732

SAFETY

Agency: LOCAL PUBLIC AGENCIES Fund Source: STBG/CRP/LOCAL

Fiscal Year:	Federal Share:	State/Local Share:	Total Funds
2027	\$5,593,500	\$1,976,500	\$7,570,000
2028	\$4,896,000	\$1,649,000	\$6,545,000
2029	\$2,352,000	\$588,000	\$2,940,000
2030	\$0	\$0	\$0
SUB-TOTAL	\$12,841,500	\$4,213,500	\$17,055,000

TRANSPORTATION ALTERNATIVES

Agency: LOCAL PUBLIC AGENCIES Fund Source: TA/CRP/TIFIA-TA/LOCAL

Fiscal Year:	Federal Share:	State/Local Share:	Total Funds
2027	\$3,667,468	\$1,040,617	\$4,708,085
2028	\$1,973,552	\$493,388	\$2,466,940
2029	\$0	\$0	\$0
2030	\$0	\$0	\$0
SUB-TOTAL	\$5,641,020	\$1,534,005	\$7,175,025

The projects contained in this "Grouped" list are not individually listed in the TIP. These projects individually or cumulatively have no significant environmental impact and therefore are deemed Categorical Exclusions.



**METROPOLITAN PLANNING ORGANIZATION (MPO)
2027-2030 TRANSPORTATION IMPROVEMENT PROGRAM
INDIVIDUALLY LISTED GROUPED PROJECTS**

Operations/Maintenance/Minor Reconstruction Grouped Projects							
LPA	Project	Termini	STBG Funds	Federal Share	Local Funds	Local Share	Construction Date
Clinton	Pinehaven Drive	Near Berry Drive (2-lanes) to Williamson Road	\$1,082,620	70%	\$463,980	30%	2027
Pearl	Bierdeman Road	Old Brandon Road to U.S. 80	\$146,300	70%	\$62,700	30%	2027
Pearl	Childre Road	I-20 to U.S. 80	\$585,200	70%	\$250,800	30%	2027
Pearl	Flynn Drive	Patterson Drive to the Pearl City Limits	\$184,800	70%	\$79,200	30%	2027
Madison	Highland Colony Pkwy	Hwy 463 to the Madison City Limits	\$1,747,900	70%	\$749,100	30%	2027
Flowood	Medical Parkway	Airport Road to Flowood Drive	\$896,000	80%	\$224,000	20%	2027
Brandon	Value Road	U.S. 80 to Old Hwy 471	\$720,000	80%	\$180,000	20%	2028
Brandon	Louis Wilson Drive	Hwy 18 to U.S. 80	\$2,200,000	80%	\$550,000	20%	2028
Hinds County	Old Canton Rd/Canton Mart	E County Line Road to I-55 Frontage Road	\$3,264,738	80%	\$816,184	20%	2028
Byram	Wynndale Road	I-55 to Terry Road	\$489,650	70%	\$209,850	30%	2029
Byram	Springridge Road	Terry Road to Davidson Drive	\$489,797	70%	\$209,913	30%	2029
Rankin County	Fannin Landing Circle	Old Hwy 471 to Northshore Parkway	\$1,948,100	70%	\$834,900	30%	2029
Flowood	Flowood Drive	Airport Road to Liberty Road Overlay and Multi-Use Path	\$2,195,000	50%	\$2,195,000	50%	2029
SUB-TOTAL			\$15,950,105		\$6,825,627		

Safety Grouped Projects							
LPA	Project	Termini	STBG Funds	Federal Share	Local Funds	Local Share	Construction Date
Flowood	Roundabout with Geometric Improvements	Hugh Ward Blvd. at Manship Road	\$1,256,000	80%	\$314,000	20%	2027
Ridgeland	Hwy 51 Raised Median Access Management	West County Line Road to Rice Road	\$3,600,000	80%	\$900,000	20%	2027
Madison County	Yandell Road at N. Old Canton Road	New Traffic Signal with Geometric Improvements	\$737,500	49%	\$762,500	51%	2027
Brandon	Hwy 18 at Orleans Way	Traffic Signal Upgrade with Geometric Improvements	\$1,596,000	80%	\$399,000	20%	2028
Flowood	East Metro Pkwy at McKenzie Lane	Raised Median	\$920,000	80%	\$230,000	20%	2028
Flowood	East Metro Pkwy Roundabout	at Park Way with sidewalks	\$2,380,000	70%	\$1,020,000	30%	2028
Gluckstadt	Gluckstadt Road at Calhoun Station Pkwy	Geometric Improvements and Traffic Signal Upgrades	\$760,000	80%	\$190,000	20%	2029
Flowood	Old Fannin Road at Flowood Drive	Southbound Right Turn Lane Geomtric Improvement with Traffic Signal Upgrades and Multi-Use Path Realignment	\$1,592,000	80%	\$398,000	20%	2029
SUB-TOTAL			\$12,841,500		\$4,213,500		

Bridge Replacement Grouped Projects							
LPA	Project	Termini	STBG Funds	Federal Share	Local Funds	Local Share	Construction Date
Jackson	Dixon Road Bridge Replacement	#25-102	\$1,213,000	80%	\$303,250	20%	2027
PRVWSD	Upper and Lower Spillway Bridge Repairs		\$1,184,137	80%	\$296,034	20%	2029
Rankin County	Fox Hall Road Bridge Replacement	# 61-84	\$1,133,000	80%	\$283,250	20%	2029
SUB-TOTAL			\$3,530,137		\$882,534		

Transportation Alternatives Program Grouped Projects							
LPA	Project	Termini	TA /CRP Funds	Federal Share	Local Funds	Local Share	Construction Date
Pearl*	Riverwind Drive Sidewalk Phase 2	Trustmark Park to Home 2 Suites Sidewalk	\$165,000	50%	\$165,000	50%	2027
Brandon*~	City Park/Library to City Hall	Shared Use Path	\$1,350,468	80%	\$337,617	20%	2027
Ridgeland	East Lake Harbour Drive Shared Use Path	Old Canton Road to Existing Path at Spillway Road	\$1,973,552	80%	\$493,388	20%	2028
Jackson	Medgar and Myrlie Evers Home	Pedestrian improvements - MDOT TA	\$450,000	80%	\$112,500	20%	2027
Florence	Williams Road Sidewalk	from the Fire Station to the N entrance of Copper Ridge - MDOT TA	\$603,000	80%	\$150,750	20%	2027
Madison	Main Street Sidewalk	from the Madison Welcome Center to Jones Street - MDOT TA	\$665,000	80%	\$166,250	20%	2027
Rankin County	Pisgah Road Shared Use Path	from the Attendance Center to the Softball Field Parking Lot - MDOT TA	\$434,000	80%	\$108,500	20%	2027
SUB-TOTAL			\$5,641,020		\$1,534,005		

* MPO Carbon Reduction Program (CRP) Funds have been allocated to this project subject to FHWA eligibility approval

* ~ MPO CRP Funds (\$623,406) and MPO TA Funds (\$727,062) have been allocated to this project subject to FHWA eligibility approval



METROPOLITAN PLANNING ORGANIZATION (MPO)
2027 - 2030 TRANSPORTATION IMPROVEMENT PROGRAM
Illustrative Projects*

Illustrative Projects will be programmed once a proposed project received a commitment of federal funds		
<u>LPA</u>	<u>Project</u>	<u>Estimated Project Costs</u>
Madison County	West County Line Road Segment 1: Tougaloo College to Watkins Drive	\$31,000,000
	West County Line Road Segment 2: Watkins Drive to N County Line Rd	\$46,000,000
	West County Line Road Segment 3: N County Line Rd to US 49	\$80,000,000
SUB-TOTAL		\$157,000,000

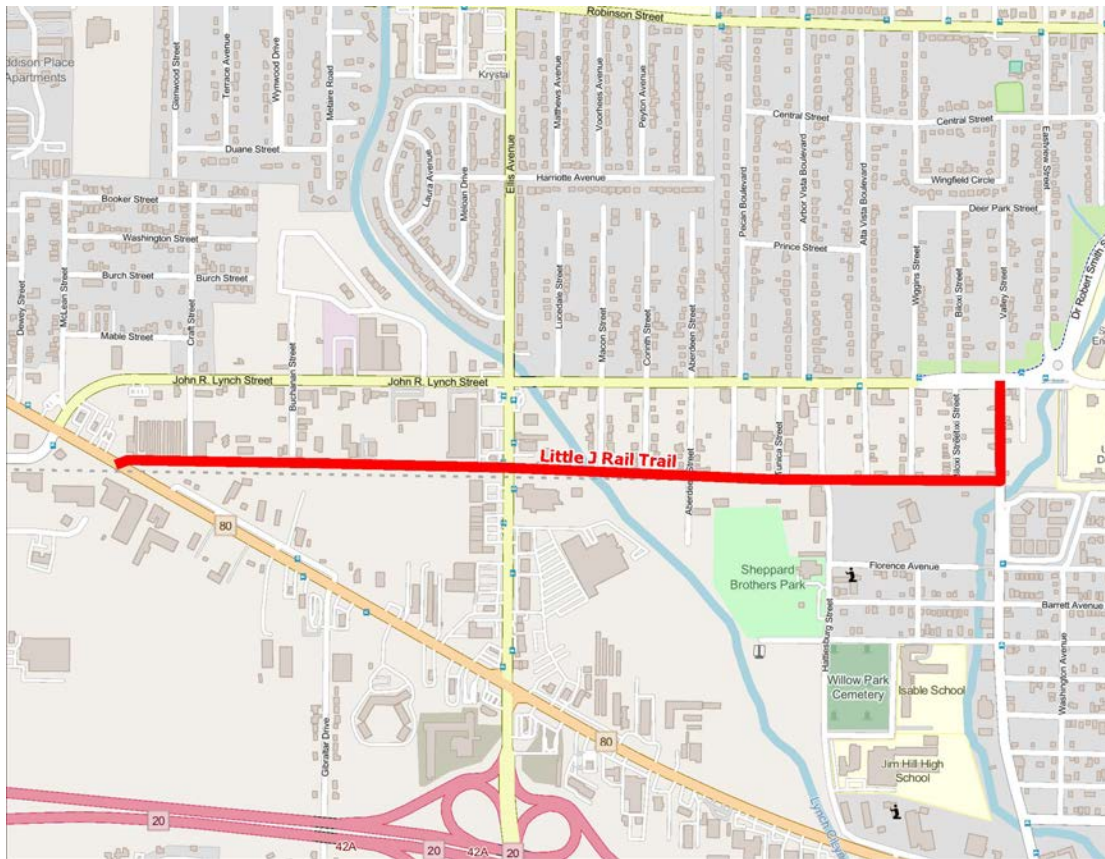
* Projects included on this list of Illustrative Projects have submitted a request for potential Congressional Directed Spending. Once a project on the Illustrative list receives a commitment of federal funds, the MPO's TIP amendment and/or administrative modification process will be followed to add the federal funds awarded to a project to the TIP/STIP.



METROPOLITAN PLANNING ORGANIZATION 2027 - 2030 TRANSPORTATION IMPROVEMENT PROGRAM

County:	HINDS	Responsible Agency:	CITY OF JACKSON
Project:	480027	Fund Source:	EARMARK/LOCAL
Year Apportioned:			
Route:	LYNCH ST. PHASE 2; Detail 2 Little J Rail Trail	Project Length:	1.70
Total Project Cost:	\$2,303,201		
Termini:	Detail 2: Intersection of Valley Street and Lynch Street to Hwy 80 near Utica Street		
Scope of Work:	Detail 2: Shared use trail and related improvements		

Project Detail:	Fiscal Year:	Description:	Federal Share:	State/Local Share:	Total Cost Estimate:
480027/002	2024	ENV,DESIGN	\$180,000	\$45,000	\$225,000
480027/002	2027	CON	\$1,662,561	\$415,640	\$2,078,201
SUB-TOTAL FOR PROJECT 480027			\$1,842,561	\$460,640	\$2,303,201





METROPOLITAN PLANNING ORGANIZATION 2027 - 2030 TRANSPORTATION IMPROVEMENT PROGRAM

County:	MADISON	Responsible Agency:	MADISON COUNTY
Project:	510029	Fund Source:	STBG-MPO/Local
Year Apportioned:			
Route:	Weisenberger Road	Project Length:	0.00
Total Project Cost:	\$11,900,000		
Termini:	U.S. 51 to Parkway East		
Scope of Work:	Widening Weisenberger Road from two lanes to five lanes with geometric intersection improvements at U.S. 51 and Weisenberger Road		

Project Detail:	Fiscal Year:	Description:	Federal Share:	State/Local Share:	Total Cost Estimate:
510029/001	2025	ENV, DESIGN, ROW		\$2,300,000	\$2,300,000
510029/001	2030	CON	\$2,720,000	\$6,880,000	\$9,600,000
SUB-TOTAL FOR PROJECT 510029			\$2,720,000	\$9,180,000	\$11,900,000



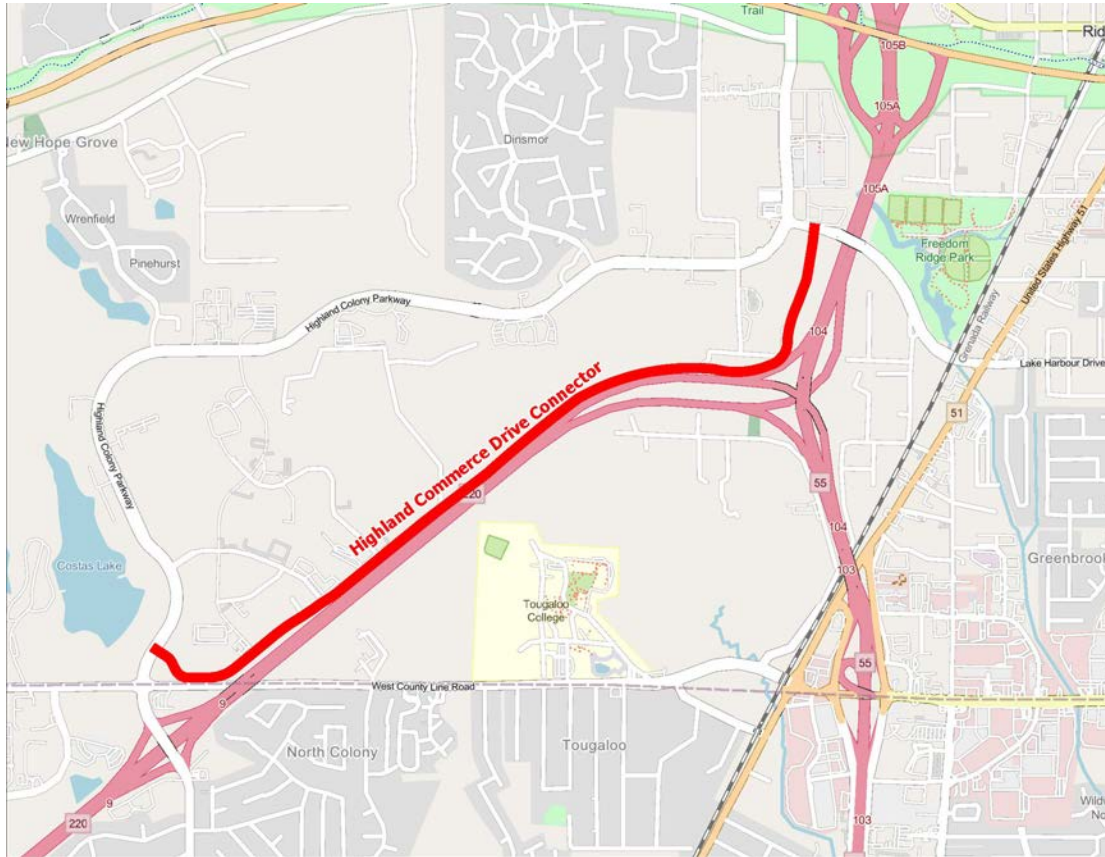


METROPOLITAN PLANNING ORGANIZATION 2027 - 2030 TRANSPORTATION IMPROVEMENT PROGRAM

County:	MADISON	Responsible Agency:	CITY OF RIDGELAND
Project:	510030	Fund Source:	STBG-MPO/Local/Earmark
Year Apportioned:			
Route:	Highland Commerce Drive Connector	Project Length:	2.60
Total Project Cost:	\$41,900,000		
Termini:	Highland Colony Parkway to Lake Harbour Drive Extension		
Scope of Work:	Widening/New Construction with a Multi-Use Trail		

Project Detail:	Fiscal Year:	Description:	Federal Share:	State/Local Share:	Total Cost Estimate:
510030/001	2026	ROW	\$2,000,000	\$4,000,000	\$6,000,000
510030/001	2029	CON	\$1,400,000	\$34,500,000	\$35,900,000
SUB-TOTAL FOR PROJECT 510030			\$3,400,000	\$38,500,000	\$41,900,000

Note: Federal funds include MPO-STBG \$1,400,000 and HIP-earmark \$2,000,000 (P.L. 118-42, March 2024)





METROPOLITAN PLANNING ORGANIZATION 2027 - 2030 TRANSPORTATION IMPROVEMENT PROGRAM

County: Responsible Agency:

Project: Fund Source: Year Apportioned:

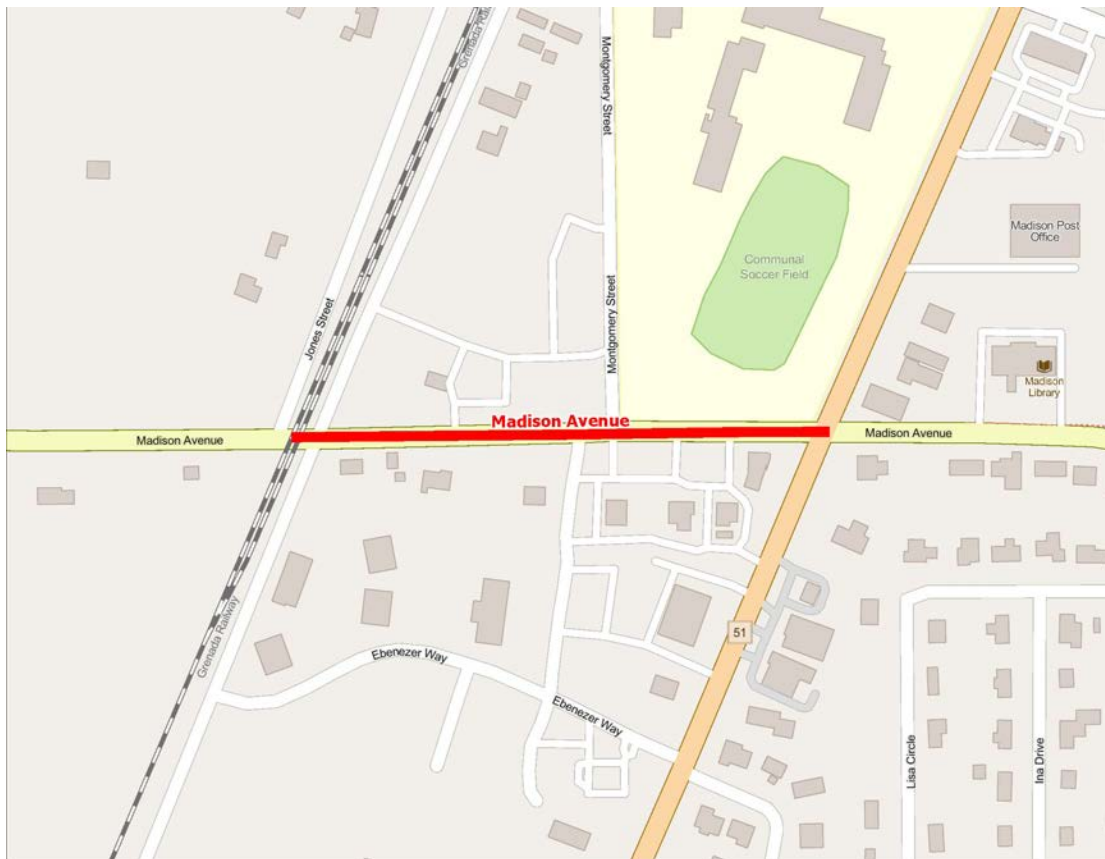
Route: Project Length: Total Project Cost:

Termini:

Scope of Work:

Project Detail:	Fiscal Year:	Description:	Federal Share:	State/Local Share:	Total Cost Estimate:
510032/001	2026	ENV,DESIGN	\$0	\$120,000	\$120,000
510032/001	2027	ROW	\$80,000	\$20,000	\$100,000
510032/001	2028	CON	\$1,040,000	\$260,000	\$1,300,000
SUB-TOTAL FOR PROJECT 510032			\$1,120,000	\$400,000	\$1,520,000

Note: 2025 Federal Earmark: \$1,120,000 (Railroad to U.S. 51)





METROPOLITAN PLANNING ORGANIZATION 2027 - 2030 TRANSPORTATION IMPROVEMENT PROGRAM

County: Responsible Agency:

Project: Fund Source: Year Apportioned:

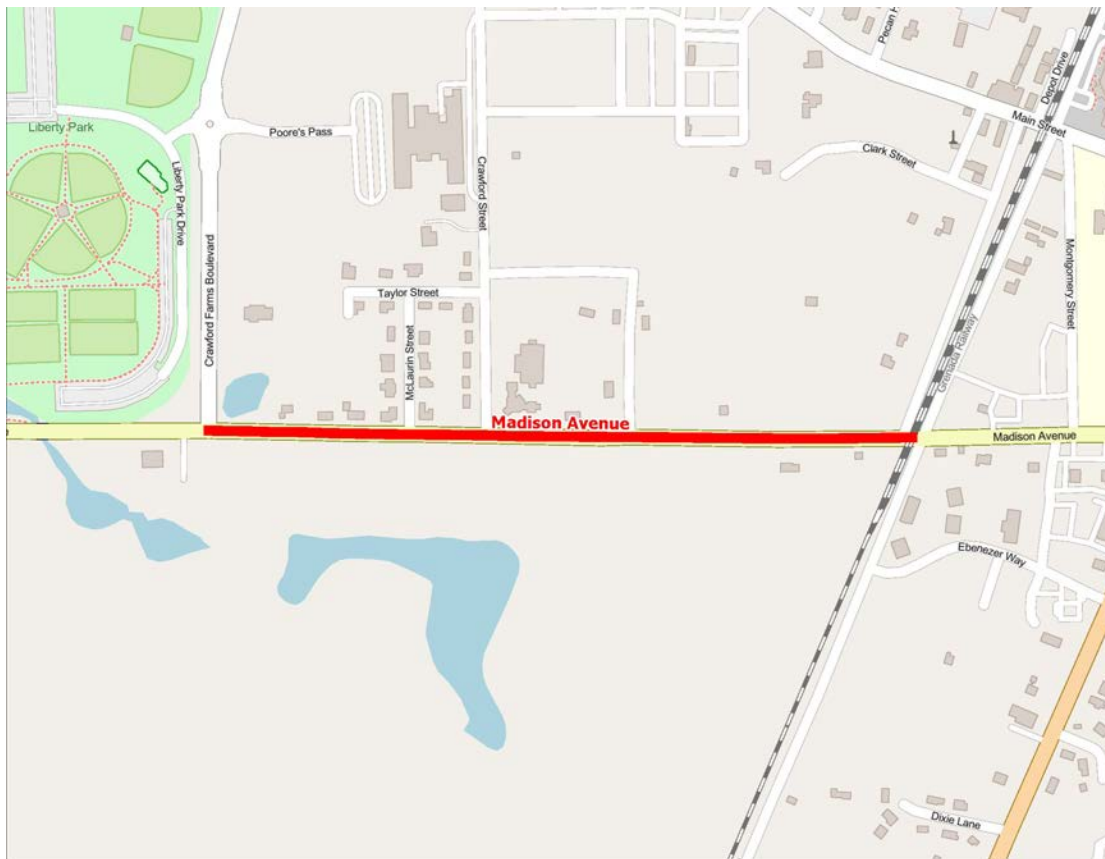
Route: Project Length: Total Project Cost:

Termini:

Scope of Work:

Project Detail:	Fiscal Year:	Description:	Federal Share:	State/Local Share:	Total Cost Estimate:
510033/001	2026	ENV,DESIGN	\$0	\$120,000	\$120,000
510033/001	2027	ROW	\$75,000	\$18,750	\$93,750
510033/001	2028	CON	\$925,000	\$231,250	\$1,156,250
SUB-TOTAL FOR PROJECT 510033			\$1,000,000	\$370,000	\$1,370,000

Note: 2026 Federal Earmark: \$1,000,000 (Railroad to Crawford Farms Blvd)





METROPOLITAN PLANNING ORGANIZATION 2027 - 2030 TRANSPORTATION IMPROVEMENT PROGRAM

County: Responsible Agency:

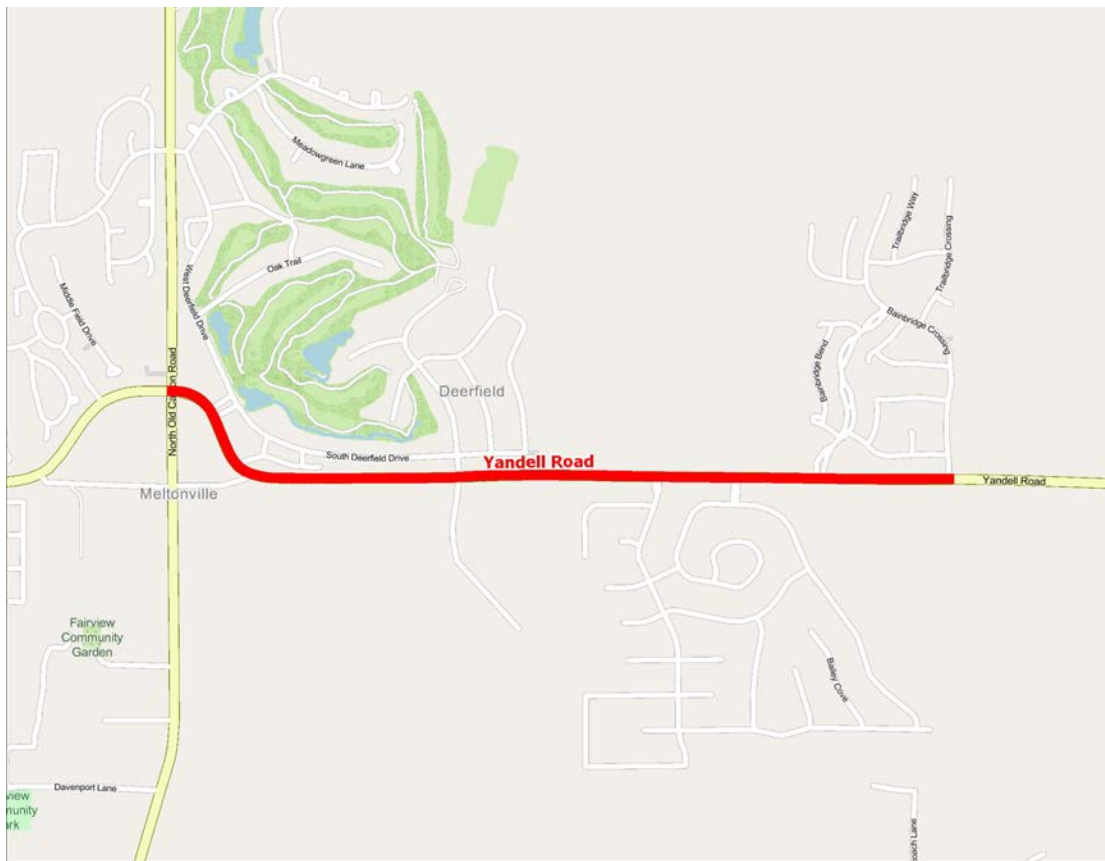
Project: Fund Source: Year Apportioned:

Route: Project Length: Total Project Cost:

Termini:

Scope of Work:

Project Detail:	Fiscal Year:	Description:	Federal Share:	State/Local Share:	Total Cost Estimate:
510034/001	2027	ENV	\$0	\$400,000	\$400,000
510034/001	2028	DESIGN	\$0	\$700,000	\$700,000
510034/001	2029	ROW/Utilities	\$0	\$700,000	\$700,000
510034/001	2030	CON	\$5,000,000	\$6,100,000	\$11,100,000
SUB-TOTAL FOR PROJECT 510034			\$5,000,000	\$7,900,000	\$12,900,000



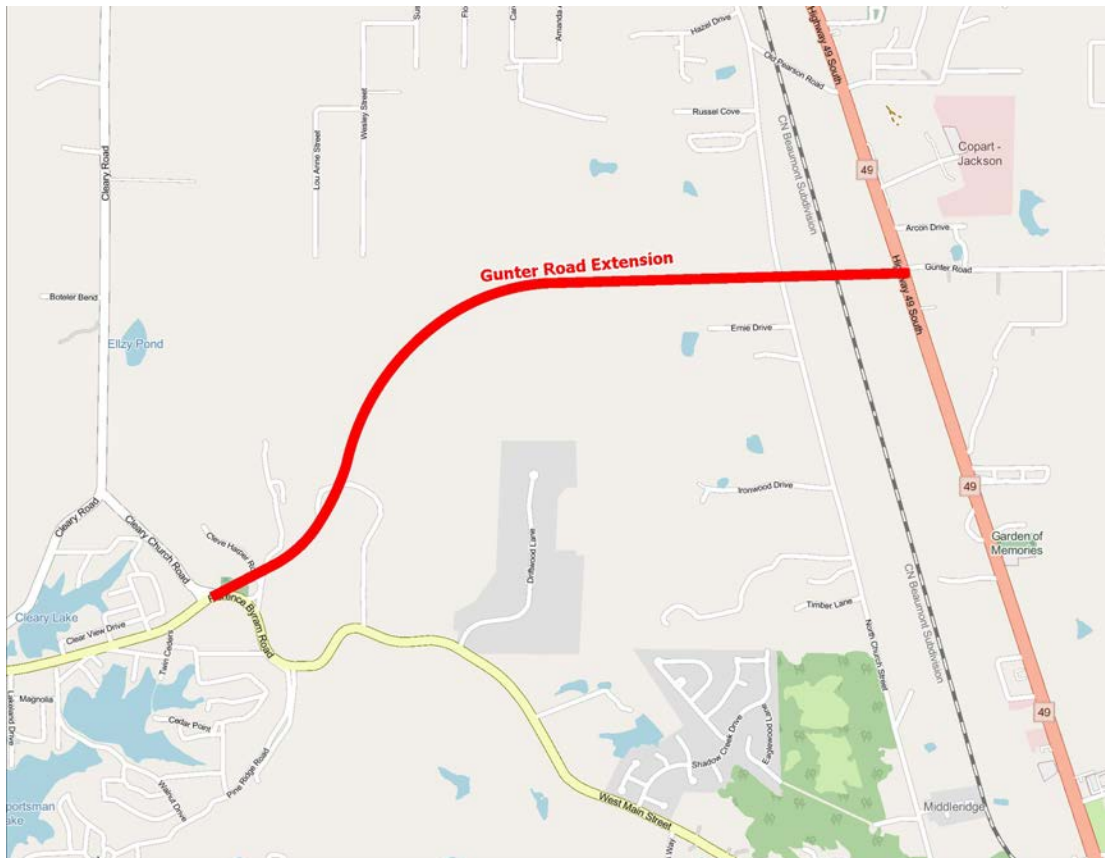


METROPOLITAN PLANNING ORGANIZATION 2027 - 2030 TRANSPORTATION IMPROVEMENT PROGRAM

County:	RANKIN	Responsible Agency:	RANKIN COUNTY
Project:	540081	Fund Source:	STBG-MPO/Local
Year Apportioned:			
Route:	Gunter Road Extension	Project Length:	0.00
Total Project Cost:	\$22,778,654		
Termini:	Hwy 49 to Florence-Byram Road (Phase I: Florence-Byram Rd to Old Hwy 49; Phase II: Old Hwy 49 to US Hwy 49)		
Scope of Work:	Gunter Road Extension new construction 2-lane roadway		

Project Detail:	Fiscal Year:	Description:	Federal Share:	State/Local Share:	Total Cost Estimate:
540081/001	2028	CON	\$3,001,500	\$10,821,545	\$13,823,045
540081/002	2028	CON	\$0	\$7,755,609	\$7,755,609
SUB-TOTAL FOR PROJECT 540081			\$3,001,500	\$18,577,154	\$21,578,654

Note: STBG - MPO funding includes Federal Share 50%; Local Share 50%
 Phase I: Florence-Byram Rd. to Old Hwy 49 project detail 540081/001
 Phase II: Old Hwy 49 to US Hwy 49 project detail 540081/002





METROPOLITAN PLANNING ORGANIZATION 2027 - 2030 TRANSPORTATION IMPROVEMENT PROGRAM

County: Responsible Agency:

Project: Fund Source: Year Apportioned:

Route: Project Length: Total Project Cost:

Termini:

Scope of Work:

Project Detail:	Fiscal Year:	Description:	Federal Share:	State/Local Share:	Total Cost Estimate:
540082/001	2025	PE/ROW/Utilities	\$1,743,792	\$3,435,948	\$5,179,740
540082/001		CON		\$76,694,425	\$76,694,425
SUB-TOTAL FOR PROJECT 540082			\$1,743,792	\$80,130,373	\$81,874,165

Note: This project is currently seeking additional Federal discretionary funding for the construction phase. Once funding is in place it will be programmed to a fiscal year for construction.





METROPOLITAN PLANNING ORGANIZATION 2027 - 2030 TRANSPORTATION IMPROVEMENT PROGRAM

County: Responsible Agency:

Project: Fund Source: Year Apportioned:

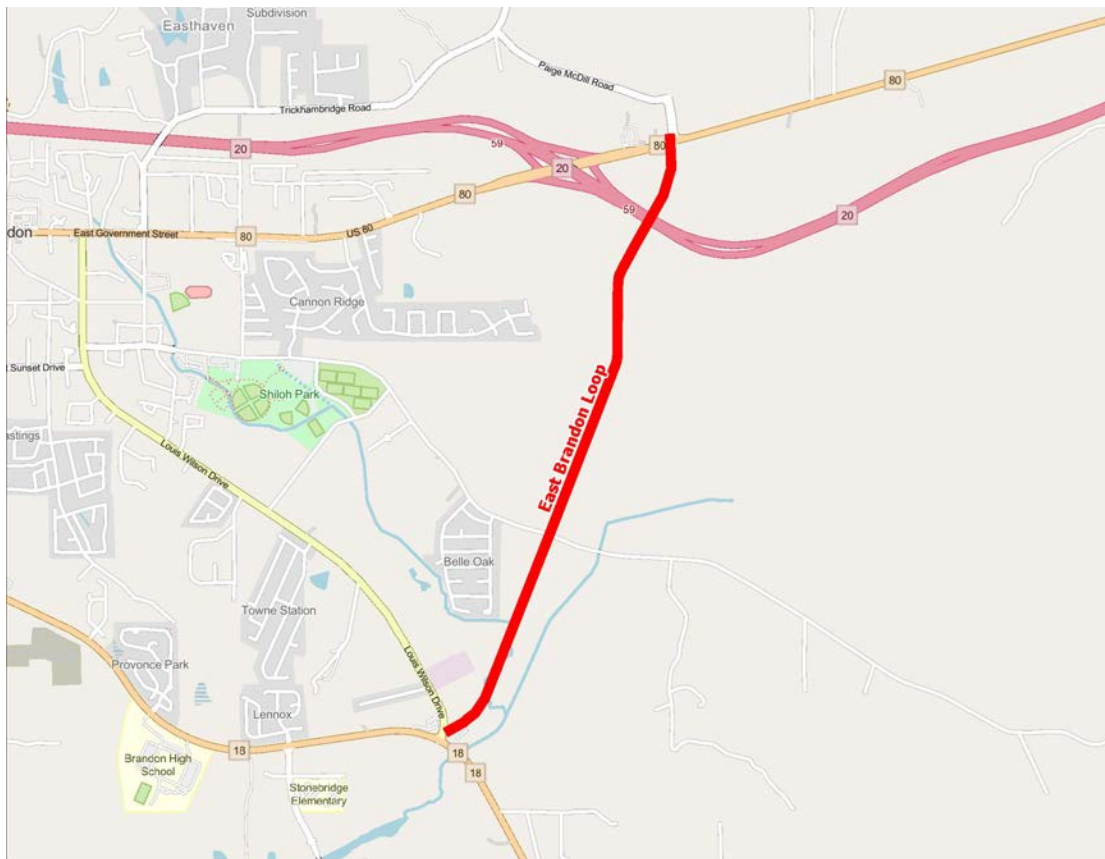
Route: Project Length: Total Project Cost:

Termini:

Scope of Work:

Project Detail:	Fiscal Year:	Description:	Federal Share:	State/Local Share:	Total Cost Estimate:
540083/001	2025	PE/ROW/Utilities	\$3,896,208	\$974,052	\$4,870,260
540083/001		CON		\$99,615,000	\$99,615,000
SUB-TOTAL FOR PROJECT 540083			\$3,896,208	\$100,589,052	\$104,485,260

Note: This project is currently seeking additional Federal discretionary funding for the construction phase. Once funding is in place it will be programmed to a fiscal year for construction.





METROPOLITAN PLANNING ORGANIZATION 2027 - 2030 TRANSPORTATION IMPROVEMENT PROGRAM

County: Responsible Agency:

Project: Fund Source: Year Apportioned:

Route: Project Length: Total Project Cost:

Termini:

Scope of Work:

Project Detail:	Fiscal Year:	Description:	Federal Share:	State/Local Share:	Total Cost Estimate:
540084/001	2025	ENV	\$20,000	\$5,000	\$25,000
540084/001	2025	DESIGN	\$160,000	\$40,000	\$200,000
540084/001	2026	ROW	\$20,000	\$5,000	\$25,000
540084/001	2027	CON	\$1,200,000	\$300,000	\$1,500,000
SUB-TOTAL FOR PROJECT 540084			\$1,400,000	\$350,000	\$1,750,000





METROPOLITAN PLANNING ORGANIZATION 2027 - 2030 TRANSPORTATION IMPROVEMENT PROGRAM

County: Responsible Agency:

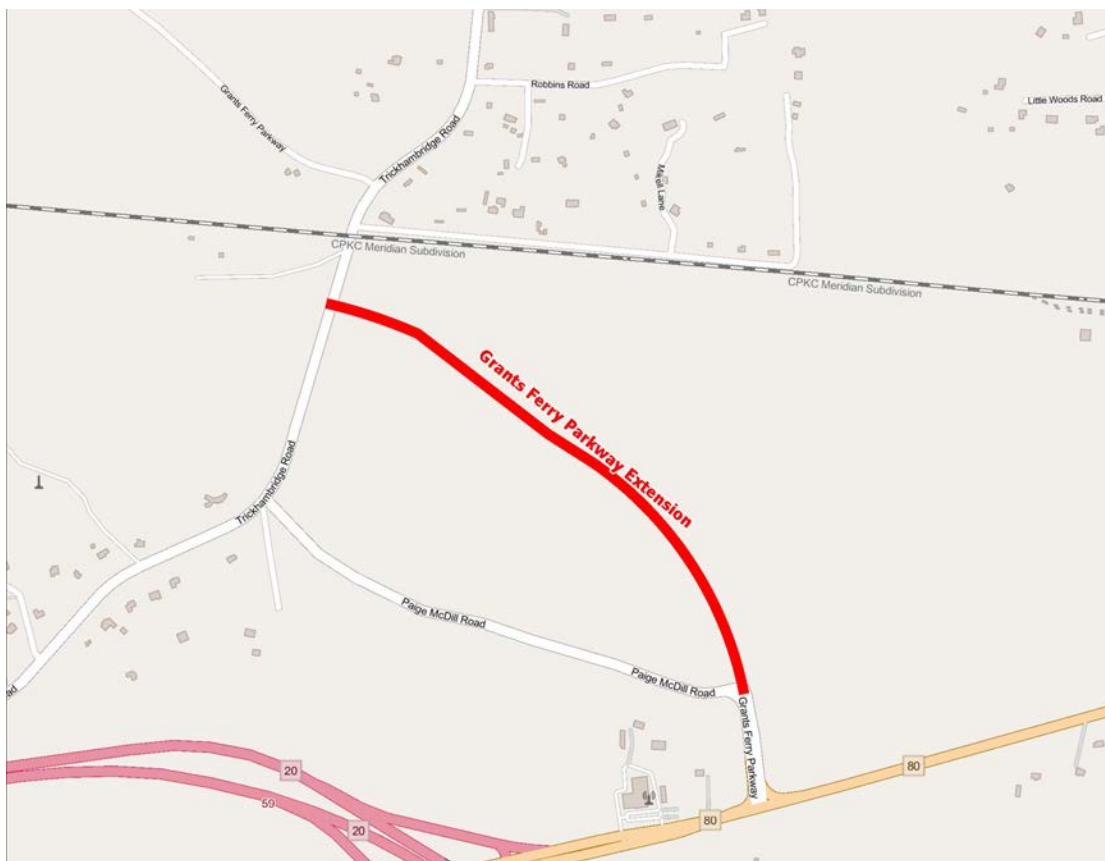
Project: Fund Source: Year Apportioned:

Route: Project Length: Total Project Cost:

Termini:

Scope of Work:

Project Detail:	Fiscal Year:	Description:	Federal Share:	State/Local Share:	Total Cost Estimate:
540085/001	2027	CON	\$4,500,000	\$2,500,000	\$7,000,000
SUB-TOTAL FOR PROJECT 540085			\$4,500,000	\$2,500,000	\$7,000,000





METROPOLITAN PLANNING ORGANIZATION 2027 - 2030 TRANSPORTATION IMPROVEMENT PROGRAM

County: Responsible Agency:

Project: Fund Source: Year Apportioned:

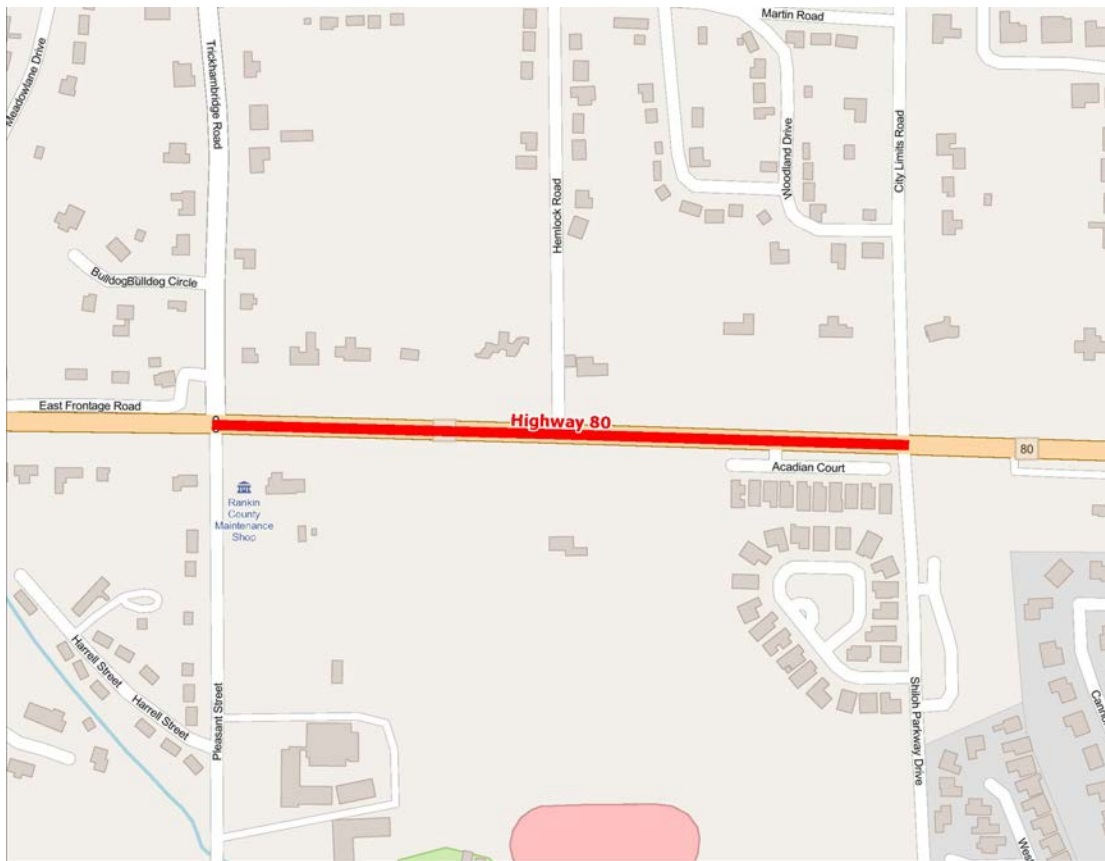
Route: Project Length: Total Project Cost:

Termini:

Scope of Work:

Project Detail:	Fiscal Year:	Description:	Federal Share:	State/Local Share:	Total Cost Estimate:
540086/001	2026	ENV		\$10,000	\$10,000
540086/001	2027	PE		\$175,000	\$175,000
540086/001	2029	CON	\$1,000,000	\$2,125,000	\$3,125,000
SUB-TOTAL FOR PROJECT 540086			\$1,000,000	\$2,310,000	\$3,310,000

Note: FY 2026 Earmark



12.0 Transit Sponsored Projects

TRANSPORTATION IMPROVEMENT PROGRAM FOR THE JACKSON URBANIZED AREA
FTA TRANSIT PROJECTS
JACKSON, HINDS, RANKIN, MADISON
Urbanized Areas over 200,000
FISCAL YEARS 2027-2030

SECTION 5307 URBANIZED AREA FORMULA PROGRAM

Num.	Description	Grantee	Year Apportioned	Four Year Program Planned				Total Est. Cost	Comments /Carry Over			
				2027	2028	2029	2030					
480031	Preventative Maintenance	Jackson	FY2025	Federal	\$385,839	\$0	\$0	\$0	\$385,839	FY25 apportionment amount is available and will be programmed for FY27.		
				Local Match	\$96,460	\$0	\$0	\$0	\$96,460			
				Total	\$482,299	\$0	\$0	\$0	\$482,299			
			FY2026	Federal	\$0	\$443,715	\$367,466	\$0	\$811,181	FY26 apportionment amount is available and will be programmed for FY28-29.		
				Local Match	\$0	\$110,929	\$91,867	\$0	\$202,796			
				Total	\$0	\$554,644	\$459,333	\$0	\$1,013,977			
			FY2027	Federal	\$0	\$0	\$367,466	\$510,272	\$877,738	FY27 apportionment amount is not available and will be programmed for FY29-30.		
				Local Match	\$0	\$0	\$91,867	\$163,568	\$255,435			
				Total	\$0	\$0	\$459,333	\$673,840	\$1,133,173			
			\$2,629,449 total Federal/Local share FY27-30									
			Num.	Description	Grantee	Year Apportioned	Four Year Program Planned				Total Est. Cost	Comments /Carry Over
							2027	2028	2029	2030		
480032	Non Fixed Route ADA Paratransit Service	Jackson	FY2025	Federal	\$199,673	\$0	\$0	\$0	\$199,673	FY25 apportionment amount is available and will be programmed for fiscal years FY2027.		
				Local Match	\$49,918	\$0	\$0	\$0	\$49,918			
				Total	\$249,591	\$0	\$0	\$0	\$249,591			
			FY2026	Federal	\$0	\$241,106	\$120,553	\$0	\$361,659	FY26 apportionment amount is not available and will be programmed for fiscal years FY28-29.		
				Local Match	\$0	\$60,277	\$30,139	\$0	\$90,416			
				Total	\$0	\$301,383	\$150,692	\$0	\$452,075			
			FY2027	Federal	\$0	\$0	\$120,553	\$277,272	\$397,825	FY27 apportionment amount is not available and will be programmed for fiscal years FY29-30.		
				Local Match	\$0	\$0	\$30,139	\$69,318	\$99,457			
				Total	\$0	\$0	\$150,692	\$346,590	\$497,282			
			\$1,198,948 total Federal/Local share FY27-30									

Num.	Description	Grantee	Year AppORTioned	Four Year Program Planned				Total Est. Cost	Comments /Carry Over	
				2027	2028	2029	2030			
480034	Operations Assistance	Jackson	FY2025	Federal	\$2,076,152	\$0	\$0	\$0	\$2,076,152	FY25 apportionment amount is available and will be programmed for fiscal year FY2027.
				Local Match	\$2,076,152	\$0	\$0	\$0	\$2,076,152	
				Total	\$4,152,304	\$0	\$0	\$0	\$4,152,304	
			FY2026	Federal	\$0	\$2,387,575	\$1,193,788	\$0	\$3,581,363	FY26 apportionment amount is available and will be programmed for fiscal years FY28-29.
				Local Match	\$0	\$2,387,575	\$1,193,788	\$0	\$3,581,363	
				Total	\$0	\$4,775,150	\$2,387,576	\$0	\$7,162,726	
			FY2027	Federal	\$0	\$0	\$1,193,788	\$2,745,711	\$3,939,499	FY27 apportionment amount is not available and will be programmed for fiscal years FY29-30.
				Local Match	\$0	\$0	\$1,193,788	\$2,745,711	\$3,939,499	
				Total	\$0	\$0	\$2,387,576	\$5,491,422	\$7,878,998	
\$19,194,028 total Federal/Local share FY27-30.										
Num.	Description	Grantee	Year AppORTioned	Four Year Prgram Planned				Total Est. Cost	Comments /Carry Over	
				2027	2028	2029	2030			
480038	Security Enhancements (Armed Security Guards)	Jackson	FY2027	Federal	\$240,000	\$120,000	\$0	\$0	\$360,000	FY27 apportionment amount is not available and will be programmed for fiscal years FY27-28
				Local Match	\$60,000	\$30,000	\$0	\$0	\$90,000	
				Total	\$300,000	\$150,000	\$0	\$0	\$450,000	
			FY2028	Federal	\$0	\$240,000	\$0	\$0	\$240,000	FY28 apportionment amount is not available and will be programmed for fiscal years FY28.
				Local Match	\$0	\$60,000	\$0	\$0	\$60,000	
				Total	\$0	\$300,000	\$0	\$0	\$300,000	
			FY2029	Federal	\$0	\$0	\$240,000	\$0	\$240,000	FY29 apportionment amount is not available and will be programmed for fiscal years FY29-30.
				Local Match	\$0	\$0	\$60,000	\$0	\$60,000	
				Total	\$0	\$0	\$300,000	\$0	\$300,000	
\$1,050,000 total Federal/Local Share FY27-30										
Num.	Description	Grantee	Year AppORTioned	Four Year Program Planned				Total Est. Cost	Comments /Carry Over	
				2027	2028	2029	2030			
480047	Other Third Party Contractual	Jackson	FY2026	Federal	\$225,000	\$225,000	\$0	\$0	\$450,000	FY26 apportionment amount is available and will be programmed for fiscal years FY27-28.
				Local Match	\$56,250	\$56,250	\$0	\$0	\$112,500	
				Total	\$281,250	\$281,250	\$0	\$0	\$562,500	
			FY2027	Federal	\$0	\$0	\$258,750	\$258,750	\$517,500	FY27 apportionment amount is not available and will be programmed for fiscal years FY29-30.
				Local Match	\$0	\$0	\$64,688	\$64,688	\$129,376	
				Total	\$0	\$0	\$323,438	\$323,438	\$646,876	
\$1,209,376 total Federal/Local share FY 27-30.										

Num.	Description	Grantee	Year AppORTIONED	Four Year Program Planned				Total Est. Cost	Comments /Carry Over	
				2027	2028	2029	2030			
480050	Dispatching & Scheduling Software and Equipment	Jackson	FY2026	Federal	\$400,000	\$200,000	\$0	\$0	\$600,000	FY26 apportionment amount is available and will be programmed for fiscal years FY27-28.
				Local Match	\$100,000	\$50,000	\$0	\$0	\$150,000	
				Total	\$500,000	\$250,000	\$0	\$0	\$750,000	
			FY2027	Federal	\$0	\$200,000	\$140,000	\$0	\$340,000	FY27 apportionment amount is not available and will be programmed for fiscal years FY28-29.
				Local Match	\$0	\$50,000	\$35,000	\$0	\$85,000	
				Total	\$0	\$250,000	\$175,000	\$0	\$425,000	
			FY2028	Federal	\$0	\$0	\$0	\$140,000	\$140,000	FY28 apportionment amount is not available and will be programmed for fiscal years FY30.
				Local Match	\$0	\$0	\$0	\$35,000	\$35,000	
				Total	\$0	\$0	\$0	\$175,000	\$175,000	
\$1,350,000 total Federal/Local share FY 27-30.										

Num.	Description	Grantee	Year AppORTIONED	Four Year Program Planned				Total Est. Cost	Comments /Carry Over	
				2027	2028	2029	2030			
480059	Fleet Maintenance Software and Equipment	Jackson	FY2026	Federal	\$100,000	\$0	\$0	\$0	\$100,000	FY26 apportionment amount is available and will be programmed for fiscal years FY27.
				Local Match	\$25,000	\$0	\$0	\$0	\$25,000	
				Total	\$125,000	\$0	\$0	\$0	\$125,000	
			FY2027	Federal	\$0	\$40,000	\$20,000	\$0	\$60,000	FY27 apportionment amount is available and will be programmed for fiscal years FY28-29.
				Local Match	\$0	\$10,000	\$5,000	\$0	\$15,000	
				Total	\$0	\$50,000	\$25,000	\$0	\$75,000	
			FY2028	Federal	\$0	\$0	\$20,000	\$40,000	\$60,000	FY28 apportionment amount is not available and will be programmed for fiscal years FY29-30.
				Local Match	\$0	\$0	\$5,000	\$10,000	\$15,000	
				Total	\$0	\$0	\$25,000	\$50,000	\$75,000	
\$275,000 total Federal/Local share FY 27-30.										

Num.	Description	Grantee	Year AppORTIONED	Four Year Program Planned				Total Est. Cost	Comments /Carry Over	
				2027	2028	2029	2030			
480057	Project Administration Capital Projects: expansion/replacement/disposal of fleet, operations assistance, non-fixed route ADA, preventative maintenance, bus stop improvement, mobile camera systems, surveillance, janitorial, safety/security systems, fare collection systems, softwares, automatic passenger counters	Jackson	FY2025	Federal	\$189,082	\$0	\$0	\$0	\$189,082	FY25 apportionment amount is available and will be programmed for fiscal years FY2027.
				Local Match	\$47,272	\$0	\$0	\$0	\$47,272	
				Total	\$236,354	\$0	\$0	\$0	\$236,354	
			FY2026	Federal	\$0	\$217,444	\$108,722	\$0	\$326,166	FY26 apportionment amount is available and will be programmed for fiscal years FY28-29.
				Local Match	\$0	\$54,361	\$27,181	\$0	\$81,542	
				Total	\$0	\$271,805	\$135,903	\$0	\$407,708	
			FY2027	Federal	\$0	\$0	\$108,722	\$217,444	\$326,166	FY27 apportionment amount is not available and will be programmed for fiscal years FY29-30.
				Local Match	\$0	\$0	\$27,181	\$54,361	\$81,542	
				Total	\$0	\$0	\$135,903	\$271,805	\$407,708	
\$1,051,770 total Federal/Local share FY 27-30.										

Num.	Description	Grantee	Year AppORTioned	Four Year Program Planned				Total Est. Cost	Comments /Carry Over			
				2027	2028	2029	2030					
480060	Automatic Passenger Counters Software and Equipment	Jackson	FY2026	Federal	\$50,000	\$0	\$0	\$0	\$50,000	FY26 apportionment amount is available and will be programmed for fiscal years FY27.		
				Local Match	\$12,500	\$0	\$0	\$0	\$12,500			
				Total	\$62,500	\$0	\$0	\$0	\$62,500			
			FY2027	Federal	\$0	\$50,000	\$25,000	\$0	\$75,000	FY27 apportionment amount is not available and will be programmed for fiscal years FY28-29.		
				Local Match	\$0	\$12,500	\$6,250	\$0	\$18,750			
				Total	\$0	\$62,500	\$31,250	\$0	\$93,750			
			FY2028	Federal	\$0	\$0	\$25,000	\$40,000	\$65,000	FY28 apportionment amount is not available and will be programmed for fiscal years FY29-30.		
				Local Match	\$0	\$0	\$6,250	\$10,000	\$16,250			
				Total	\$0	\$0	\$31,250	\$50,000	\$81,250			
\$237,500 total Federal/Local Share FY 27-30												
Num.	Description	Grantee	Year AppORTioned	Four Year Program Planned				Total Est. Cost	Comments /Carry Over			
				2027	2028	2029	2030					
480061	Farebox Replacement/Upgrade/Maintenance (Software & Equipment)	Jackson	FY2026	Federal	\$160,000	\$60,000	\$0	\$0	\$220,000	FY26 apportionment amount is available and will be programmed for fiscal years FY27-28.		
				Local Match	\$40,000	\$15,000	\$0	\$0	\$55,000			
				Total	\$200,000	\$75,000	\$0	\$0	\$275,000			
			FY2027	Federal	\$0	\$0	\$60,000	\$60,000	\$120,000	FY27 apportionment amount is not available and will be programmed for fiscal years FY29-30.		
				Local Match	\$0	\$0	\$15,000	\$15,000	\$30,000			
				Total	\$0	\$0	\$75,000	\$75,000	\$150,000			
			\$425,000 total Federal/Local share FY 27-30.									
			Num.	Description	Grantee	Year AppORTioned	Four Year Program Planned				Total Est. Cost	Comments /Carry Over
							2027	2028	2029	2030		
			480062	Telephone System	Jackson	FY2026	Federal	\$50,000	\$0	\$0	\$0	\$50,000
Local Match	\$12,500	\$0					\$0	\$0	\$12,500			
Total	\$62,500	\$0					\$0	\$0	\$62,500			
FY2027	Federal	\$0				\$50,000	\$20,000	\$0	\$70,000	FY27 apportionment amount is not available and will be programmed for fiscal years FY28-29.		
	Local Match	\$0				\$12,500	\$5,000	\$0	\$17,500			
	Total	\$0				\$62,500	\$25,000	\$0	\$87,500			
FY2028	Federal	\$0				\$0	\$20,000	\$250,000	\$270,000	FY28 apportionment amount is not available and will be programmed for fiscal years FY29-30.		
	Local Match	\$0				\$0	\$5,000	\$112,500	\$117,500			
	Total	\$0				\$0	\$25,000	\$362,500	\$387,500			
\$537,500 total Federal/Local share FY 27-30												

Num.	Description	Grantee	Year Apportioned		Four Year Program Planned				Total	Comments /Carry Over
480063	Camera System (Repair & Upgrade)	Jackson	FY2026		2027	2028	2029	2030	Est. Cost	FY26 apportionment amount is available and will be programmed for fiscal years FY27.
				Federal	\$300,000	\$0	\$0	\$0	\$300,000	
				Local Match	\$75,000	\$0	\$0	\$0	\$75,000	
				Total	\$375,000	\$0	\$0	\$0	\$375,000	
			FY2027		2027	2028	2029	2030	Est. Cost	FY27 apportionment amount is available and will be programmed for fiscal years FY28-29.
				Federal	\$0	\$100,000	\$40,000	\$0	\$140,000	
				Local Match	\$0	\$25,000	\$10,000	\$0	\$35,000	
				Total	\$0	\$125,000	\$50,000	\$0	\$175,000	
			FY2028		2027	2028	2029	2030	Est. Cost	FY28 apportionment amount is not available and will be programmed for fiscal years FY29-30.
				Federal	\$0	\$0	\$40,000	\$80,000	\$120,000	
				Local Match	\$0	\$0	\$10,000	\$20,000	\$30,000	
				Total	\$0	\$0	\$50,000	\$100,000	\$150,000	
\$700,000 total Federal/Local share FY 27-30.										
Num.	Description	Grantee	Year Apportioned		Four Year Program Planned				Total	Comments /Carry Over
480049	Radios	Jackson	FY2026		2027	2028	2029	2030	Est. Cost	FY26 apportionment amount is available and will be programmed for fiscal years FY2027.
				Federal	\$100,000	\$0	\$0	\$0	\$100,000	
				Local Match	\$25,000	\$0	\$0	\$0	\$25,000	
				Total	\$125,000	\$0	\$0	\$0	\$125,000	
			FY2027		2027	2028	2029	2030	Est. Cost	FY27 apportionment amount is available and will be programmed for fiscal years FY28-29.
				Federal	\$0	\$50,000	\$25,000	\$0	\$75,000	
				Local Match	\$0	\$12,500	\$6,250	\$0	\$18,750	
				Total	\$0	\$62,500	\$31,250	\$0	\$93,750	
			FY2028		2027	2028	2029	2030	Est. Cost	FY28 apportionment amount is not available and will be programmed for fiscal years FY29-30.
				Federal	\$0	\$0	\$25,000	\$50,000	\$75,000	
				Local Match	\$0	\$0	\$6,250	\$12,500	\$18,750	
				Total	\$0	\$0	\$31,250	\$62,500	\$93,750	
\$312,500 total Fedal/Local share FY 27-30.										

SECTION 5339 BUS AND BUS FACILITIES

Num.	Description	Grantee	Year Apportioned	Four Year Program Planned				Total	Comments /Carry Over		
				2027	2028	2029	2030	Est. Cost			
480065	Union Station Rehab/Renovation: parking lot repairs/signage replacement/lightning repair/bench	Jackson	FY2026	Federal	\$50,000	\$100,000			\$150,000	FY26 apportionment amount is available and will be programmed for fiscal years FY27-28.	
				Local Match	\$12,500	\$25,000			\$37,500		
				Total	\$62,500	\$125,000	\$0	\$0	\$187,500		
			FY2027			2027	2028	2029	2030	Est. Cost	FY27 apportionment amount is not available and will be programmed for fiscal years FY29-30.
				Federal			\$50,000	\$100,000	\$150,000		
				Local Match			\$12,500	\$25,000	\$37,500		
				Total	\$0	\$0	\$62,500	\$125,000	\$187,500		
\$375,000 Total Federal/Local Share FY 27-30.											
480072	Bus Wash System Replacement & Maintenance	Jackson	FY2026	Federal	\$80,000	\$0	\$0	\$0	\$80,000	FY26 apportionment amount is available and will be programmed for fiscal years FY27.	
				Local Match	\$20,000	\$0	\$0	\$0	\$20,000		
				Total	\$100,000	\$0	\$0	\$0	\$100,000		
			FY2027		2027	2028	2029	2030	Est. Cost	FY27 apportionment amount is not available and will be programmed for fiscal years FY28-29.	
				Federal	\$0	\$50,000	\$25,000	\$0	\$75,000		
				Local Match	\$0	\$12,500	\$6,250	\$0	\$18,750		
			Total	\$0	\$62,500	\$31,250	\$0	\$93,750			
			FY2028		2027	2028	2029	2030	Est. Cost	FY28 apportionment amount is not available and will be programmed for fiscal years FY29-30.	
				Federal	\$0	\$0	\$25,000	\$50,000	\$75,000		
				Local Match	\$0	\$0	\$6,250	\$12,500	\$18,750		
Total	\$0	\$0	\$31,250	\$62,500	\$93,750						
\$287,500 Total Federal/Local Share FY 27-30.											
480079	Bus Stop Improvements	Jackson	FY2026	Federal	\$200,000	\$60,000	\$0	\$0	\$260,000	FY26 apportionment amount is available and will be programmed for fiscal years FY27-28.	
				Local Match	\$50,000	\$15,000	\$0	\$0	\$65,000		
				Total	\$250,000	\$75,000	\$0	\$0	\$325,000		
			FY2027		2027	2028	2029	2030	Est. Cost	FY27 apportionment amount is not available and will be programmed for fiscal years FY29-30.	
				Federal	\$0	\$0	\$200,000	\$60,000	\$260,000		
				Local Match	\$0	\$0	\$50,000	\$15,000	\$65,000		
				Total	\$0	\$0	\$250,000	\$75,000	\$325,000		
\$650,000 Total Federal/Local Share FY 27-30.											

SECTION 5339 (b) DISCRETIONARY PROJECTS

Num.	Description	Grantee	Year AppORTioned		Four Year Program Planned				Total	Comments /Carry Over
					2027	2028	2029	2030	Est. Cost	
480074	Hybrid (Diesel/Electric) Buses	Jackson	FY24		\$0	\$4,291,200	\$4,291,200	\$0	\$8,582,400	FY24 discretionary funding is available and will be programmed for fiscal years FY28-29.
				Federal	\$0	\$1,072,800	\$1,072,800	\$0	\$2,145,600	
				Local Match	\$0	\$5,364,000	\$5,364,000	\$0	\$10,728,000	
				Total	\$0	\$5,364,000	\$5,364,000	\$0	\$10,728,000	\$10,728,000 Total Federal/Local Share FY 27-30
480075	ADA Accessible Gasoline Vans	Jackson	FY24		\$0	\$1,339,745	\$1,071,796	\$0	\$2,411,541	FY24 discretionary funding is available and will be programmed for fiscal years FY28-29.
				Federal	\$0	\$334,940	\$267,952	\$0	\$602,892	
				Local Match	\$0	\$1,674,685	\$1,339,748	\$0	\$3,014,433	
				Total	\$0	\$1,674,685	\$1,339,748	\$0	\$3,014,433	\$3,014,433 Total Federal/Local Share FY 27-30
480076	<30 ft. ADA Accessible Gasoline Cutaway Buses	Jackson	FY24		\$0	\$1,362,430	\$1,362,430	\$0	\$2,724,860	FY24 discretionary funding is available and will be programmed for fiscal years FY28-29.
				Federal	\$0	\$340,608	\$340,607	\$0	\$681,215	
				Local Match	\$0	\$1,703,038	\$1,703,037	\$0	\$3,406,075	
				Total	\$0	\$1,703,038	\$1,703,037	\$0	\$3,406,075	\$3,406,075 Total Federal/Local Share FY 27-30
480077	Workforce Training	Jackson	FY24		\$71,877	\$0	\$0	\$0	\$71,877	FY24 discretionary funding is available and will be programmed for fiscal year FY27.
				Federal	\$17,969	\$0	\$0	\$0	\$17,969	
				Local Match	\$89,846	\$0	\$0	\$0	\$89,846	
				Total	\$89,846	\$0	\$0	\$0	\$89,846	\$89,846 Total Federal/Local Share FY 25
480080	Bus Stop Improvement	Jackson	FY25		\$1,400,000	\$1,400,000	\$0	\$0	\$2,800,000	FY25 discretionary funding is available and will be programmed for fiscal year FY2027-2028.
				Federal	\$350,000	\$350,000	\$0	\$0	\$700,000	
				Local Match	\$1,750,000	\$1,750,000	\$0	\$0	\$3,500,000	
				Total	\$1,750,000	\$1,750,000	\$0	\$0	\$3,500,000	\$3,500,000 Total Federal/Local Share FY 27-30

SECTION 5339 (C) DISCRETIONARY EARMARK

Num.	Description	Grantee	Year Apporportioned	Four Year Program Planned				Total	Comments /Carry Over	
					2027	2028	2029	2030		Est. Cost
480098	Union Station Transit Hub renovation to increase accessibility as well as safety and security upgrades. This includes ingress and egress routes, general capital improvements, lighting, security and camera system and security	MDOT	FY23						FY23 discretionary funding is available and will be programmed for fiscal years FY27.	
				Federal	\$2,100,000	\$0	\$0	\$0		\$2,100,000
				Local Match	\$420,000	\$0	\$0	\$0		\$420,000
				Total	\$2,520,000	\$0	\$0	\$0		\$2,520,000

13.0 MDOT Sponsored Projects



**MISSISSIPPI DEPARTMENT OF TRANSPORTATION
2027 - 2030 STATEWIDE TRANSPORTATION IMPROVEMENT PROGRAM
JACKSON URBANIZED AREA GROUPED PROJECTS**

Bridge Replacement

Fiscal Year	Agency	Fund Source	Federal Share	State Share	Total Funds
2027	MDOT/LPA	STBG/NHPP/EARMARK/SFP/LOCAL	\$36,000,000	\$9,000,000	\$45,000,000
2028	MDOT/LPA	STBG/NHPP/EARMARK/SFP/LOCAL	\$36,000,000	\$9,000,000	\$45,000,000
2029	MDOT/LPA	STBG/NHPP/EARMARK/SFP/LOCAL	\$36,000,000	\$9,000,000	\$45,000,000
2030	MDOT/LPA	STBG/NHPP/EARMARK/SFP/LOCAL	\$36,000,000	\$9,000,000	\$45,000,000
SUB-TOTAL FOR Bridge Replacement :			\$144,000,000	\$36,000,000	\$180,000,000

Operation/Maintenance/Minor Reconstruction

Fiscal Year	Agency	Fund Source	Federal Share	State Share	Total Funds
2027	MDOT/LPA	HSIP/NHPP/STBG/SFP/LOCAL	\$8,000,000	\$2,000,000	\$10,000,000
2028	MDOT/LPA	HSIP/NHPP/STBG/SFP/LOCAL	\$8,000,000	\$2,000,000	\$10,000,000
2029	MDOT/LPA	HSIP/NHPP/STBG/SFP/LOCAL	\$8,000,000	\$2,000,000	\$10,000,000
2030	MDOT/LPA	HSIP/NHPP/STBG/SFP/LOCAL	\$8,000,000	\$2,000,000	\$10,000,000
SUB-TOTAL FOR Operation/Maintenance/Minor Reconstruction :			\$32,000,000	\$8,000,000	\$40,000,000

Safety

Fiscal Year	Agency	Fund Source	Federal Share	State Share	Total Funds
2027	MDOT/LPA	HSIP/NHPP/STBG/SFP/LOCAL	\$3,000,000	\$333,334	\$3,333,334
2028	MDOT/LPA	HSIP/NHPP/STBG/SFP/LOCAL	\$3,000,000	\$333,334	\$3,333,334
2029	MDOT/LPA	HSIP/NHPP/STBG/SFP/LOCAL	\$3,000,000	\$333,334	\$3,333,334
2030	MDOT/LPA	HSIP/NHPP/STBG/SFP/LOCAL	\$3,000,000	\$333,334	\$3,333,334
SUB-TOTAL FOR Safety :			\$12,000,000	\$1,333,336	\$13,333,336

TAP/TE/Recreational Trails/SRTS/Scenic Byways

Fiscal Year	Agency	Fund Source	Federal Share	State Share	Total Funds
2027	MDOT/LPA	TAP/TE/STBG/SFP/EARMARK/LOCAL	\$1,000,000	\$250,000	\$1,250,000
2028	MDOT/LPA	TAP/TE/STBG/SFP/EARMARK/LOCAL	\$1,000,000	\$250,000	\$1,250,000
2029	MDOT/LPA	TAP/TE/STBG/SFP/EARMARK/LOCAL	\$1,000,000	\$250,000	\$1,250,000
2030	MDOT/LPA	TAP/TE/STBG/SFP/EARMARK/LOCAL	\$1,000,000	\$250,000	\$1,250,000
SUB-TOTAL FOR TAP/TE/Recreational Trails/SRTS/Scenic Byways :			\$4,000,000	\$1,000,000	\$5,000,000
Grand Total :			\$192,000,000	\$46,333,336	\$238,333,336

The projects contained in this 'Grouped' list are not individually listed in the STIP. These projects individually or cumulatively have no significant environmental impact and therefore are deemed Categorical Exclusions. Additional grouped projects may be found in other volumes of the STIP.



MISSISSIPPI DEPARTMENT OF TRANSPORTATION
2027 - 2030 STATEWIDE TRANSPORTATION IMPROVEMENT PROGRAM

MDOT ALL STIP PROJECTS

County: Hinds

STIP ID: 250081

Project Title: Lakeland Drive Pedestrian Bridge

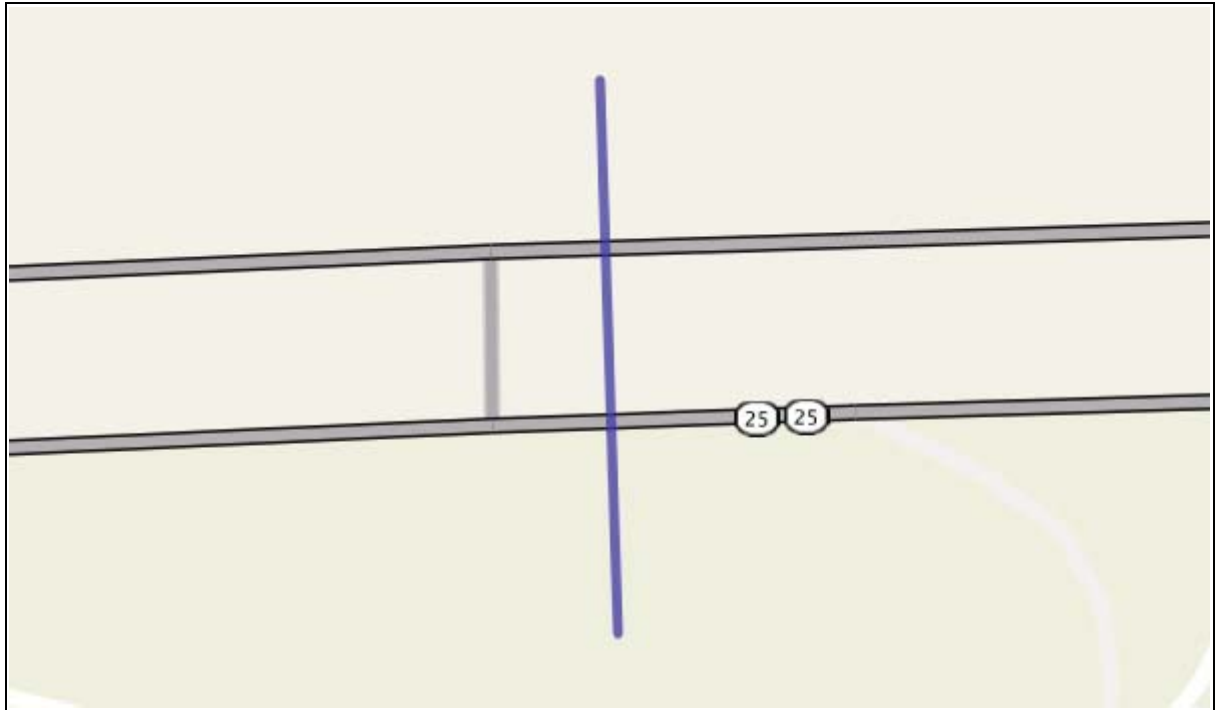
Total Project Cost: \$ 8,000,000

Route: 25

Project Length: Miles

Fund Source: Earmark/SFP/Discretionary/ STBG/NHPP

Project #	FY	Scope of Work	Resp Agcy	Phase	Fed	State/Local	Total Cost Est	
109277/101000	2027	Pedestrian Walkway	MDOT	CON	\$6,000,000	\$1,500,000	\$7,500,000	
Termini:		Lakeland Drive Pedestrian Bridge						
SUB-TOTAL FOR STIP ID 250081 :					\$6,000,000	\$1,500,000	\$7,500,000	





**MISSISSIPPI DEPARTMENT OF TRANSPORTATION
2027 - 2030 STATEWIDE TRANSPORTATION IMPROVEMENT PROGRAM**

MDOT ALL STIP PROJECTS

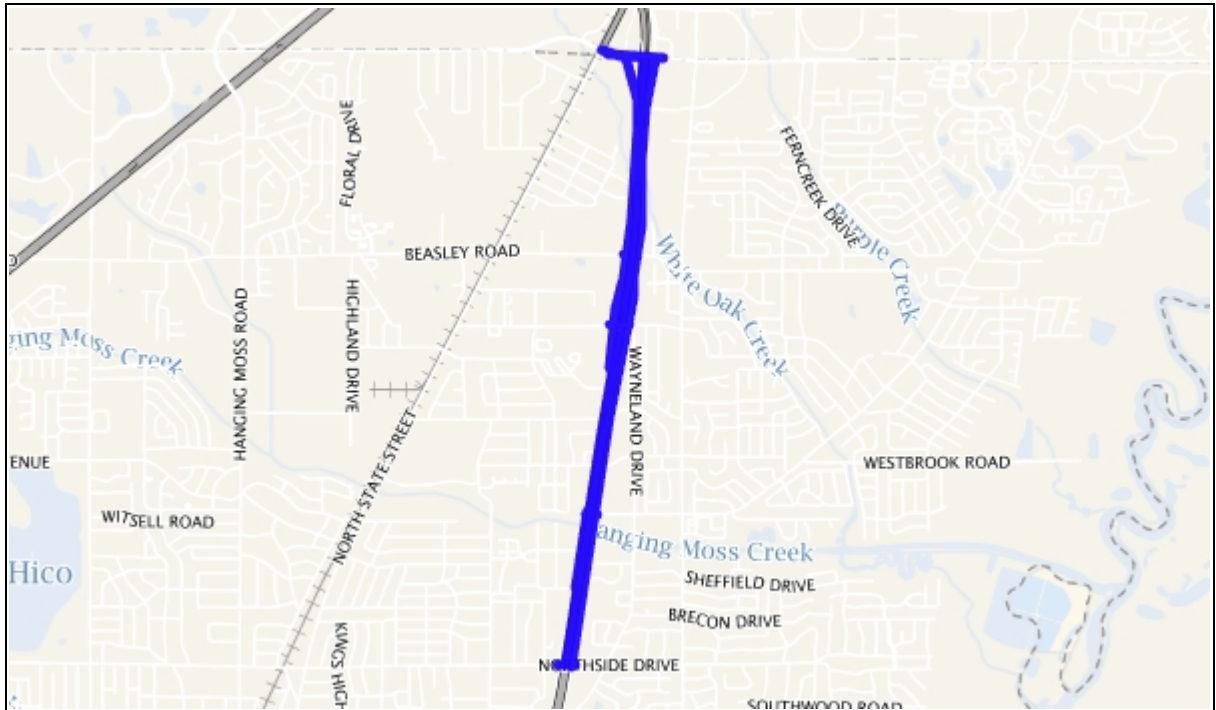
County: Hinds

STIP ID: 250083 **Project Title: I-55 and I-55 frontage Roads** **Total Project Cost: \$29,300,000**

Route: I-55 and Frontage Roads **Project Length: Miles** **Fund Source: Earmark, Discretionary, STBG, NHPP, State**

Project Spans Multiple Counties: Hinds, Madison

Project #	FY	Scope of Work	Resp Agcy	Phase	Fed	State/Local	Total Cost Est
109570/201000	2025	Safety	MDOT	PE	\$428,000	\$107,000	\$535,000
Termini: I-55 and I-55 frontage VRU improvements - additional details on Misc tab							
109570/201000	2026	Safety	MDOT	ROW	\$2,880,000	\$720,000	\$3,600,000
Termini: I-55 and I-55 frontage VRU improvements - additional details on Misc tab							
109570/201500	2026	Safety	MDOT	UTIL	\$3,200,000	\$800,000	\$4,000,000
Termini: I-55 and I-55 frontage VRU improvements - additional details on Misc tab							
109570/301000	2028	Safety	MDOT	CON	\$14,136,621	\$3,534,155	\$17,670,776
Termini: I-55 and I-55 frontage VRU improvements - additional details on Misc tab							
SUB-TOTAL FOR STIP ID 250083 :					\$20,644,621	\$5,161,155	\$25,805,776





**MISSISSIPPI DEPARTMENT OF TRANSPORTATION
2027 - 2030 STATEWIDE TRANSPORTATION IMPROVEMENT PROGRAM**

MDOT ALL STIP PROJECTS

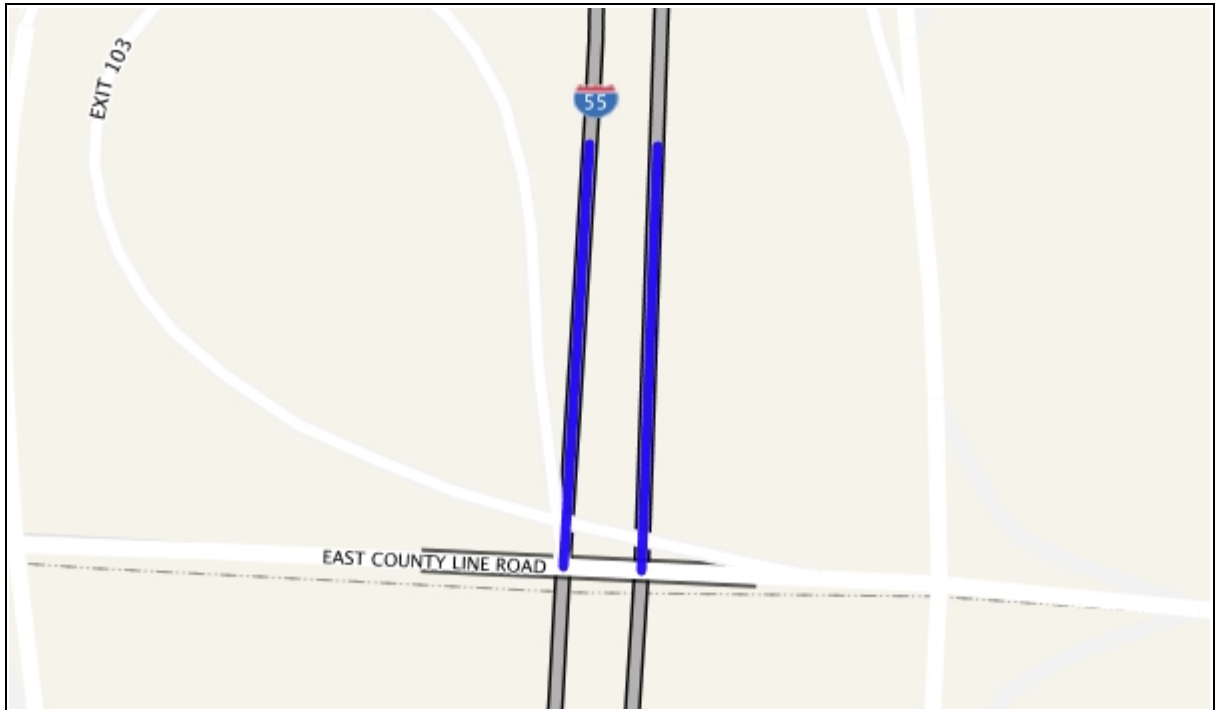
County: Madison

STIP ID: 250083 **Project Title: I-55 and I-55 frontage Roads** **Total Project Cost: \$29,300,000**

Route: I-55 and Frontage Roads **Project Length: Miles** **Fund Source: Earmark, Discretionary, STBG, NHPP, State**

Project Spans Multiple Counties: Hinds, Madison

Project #	FY	Scope of Work	Resp Agcy	Phase	Fed	State/Local	Total Cost Est
109570/202000	2025	Safety	MDOT	PE	\$72,000	\$18,000	\$90,000
Termini:		I-55 and I-55 frontage VRU improvements - additional details on Misc tab					
109570/202000	2026	Safety	MDOT	ROW	\$320,000	\$80,000	\$400,000
Termini:		I-55 and I-55 frontage VRU improvements - additional details on Misc tab					
109570/202500	2026	Safety	MDOT	UTIL	\$800,000	\$200,000	\$1,000,000
Termini:		I-55 and I-55 frontage VRU improvements - additional details on Misc tab					
109570/302000	2028	Safety	MDOT	CON	\$1,570,735	\$392,684	\$1,963,419
Termini:		I-55 and I-55 frontage VRU improvements - additional details on Misc tab					
SUB-TOTAL FOR STIP ID 250083 :					\$2,762,735	\$690,684	\$3,453,419





**MISSISSIPPI DEPARTMENT OF TRANSPORTATION
2027 - 2030 STATEWIDE TRANSPORTATION IMPROVEMENT PROGRAM**

MDOT ALL STIP PROJECTS

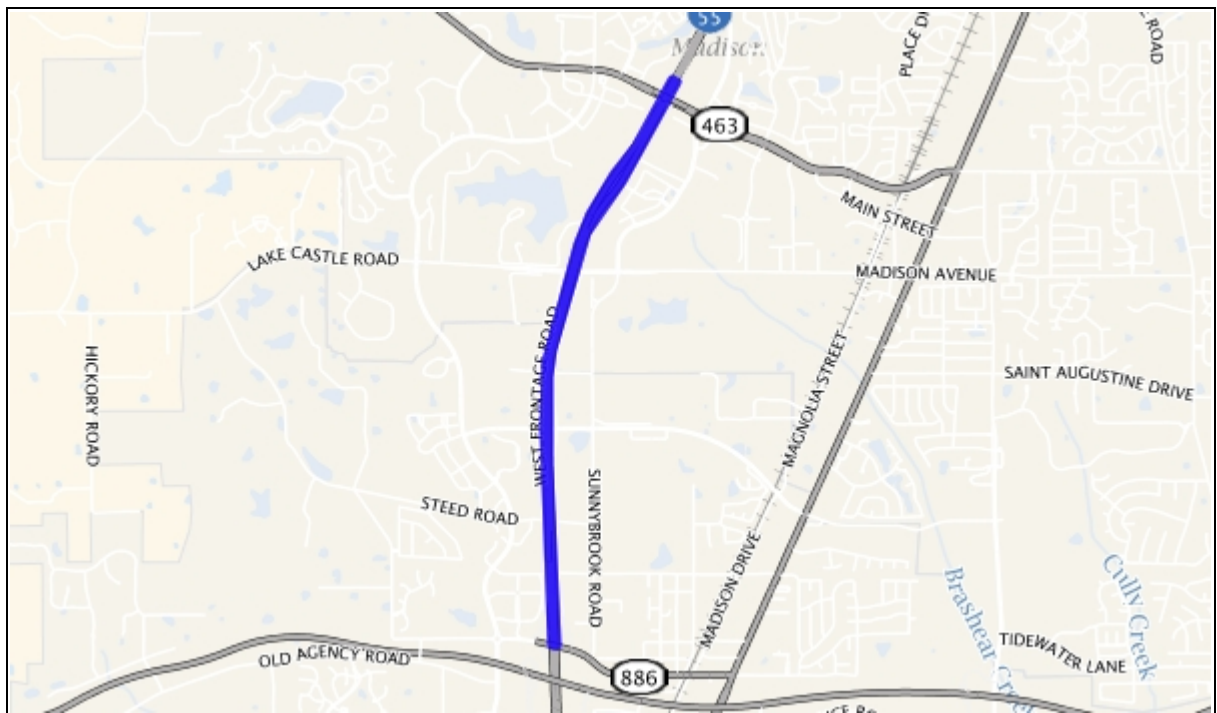
County: Madison

STIP ID: 450250 **Project Title: I-55 FR MADISON COUNTY - DEBT SERVICE** **Total Project Cost: \$150,000,000**
Route: I-55 **Project Length: 3.20 Miles** **Fund Source: NHPP/STBG/SFP/BOND**

Project #	FY	Scope of Work	Resp Agcy	Phase	Fed	State/Local	Total Cost Est
501561/604000	2027	Reconstruction	MDOT	OTH/AC	\$9,028,200	\$2,257,050	\$11,285,250
Termini: H.E.L.P. Projects - Debt Service							

SUB-TOTAL FOR STIP ID 450250 : \$9,028,200 \$2,257,050 \$11,285,250

This project details the repayment of debt service on a HELP bond issue. Includes improvements to MS 463 from Post Oak Road to US 51. This project uses Advance Construction. See the explanation in the Introduction for a description of this funding technique.



14.0 Eastern Federal Lands Highway Division Sponsored Projects



FY2026-FY2029 Transportation Improvement Program

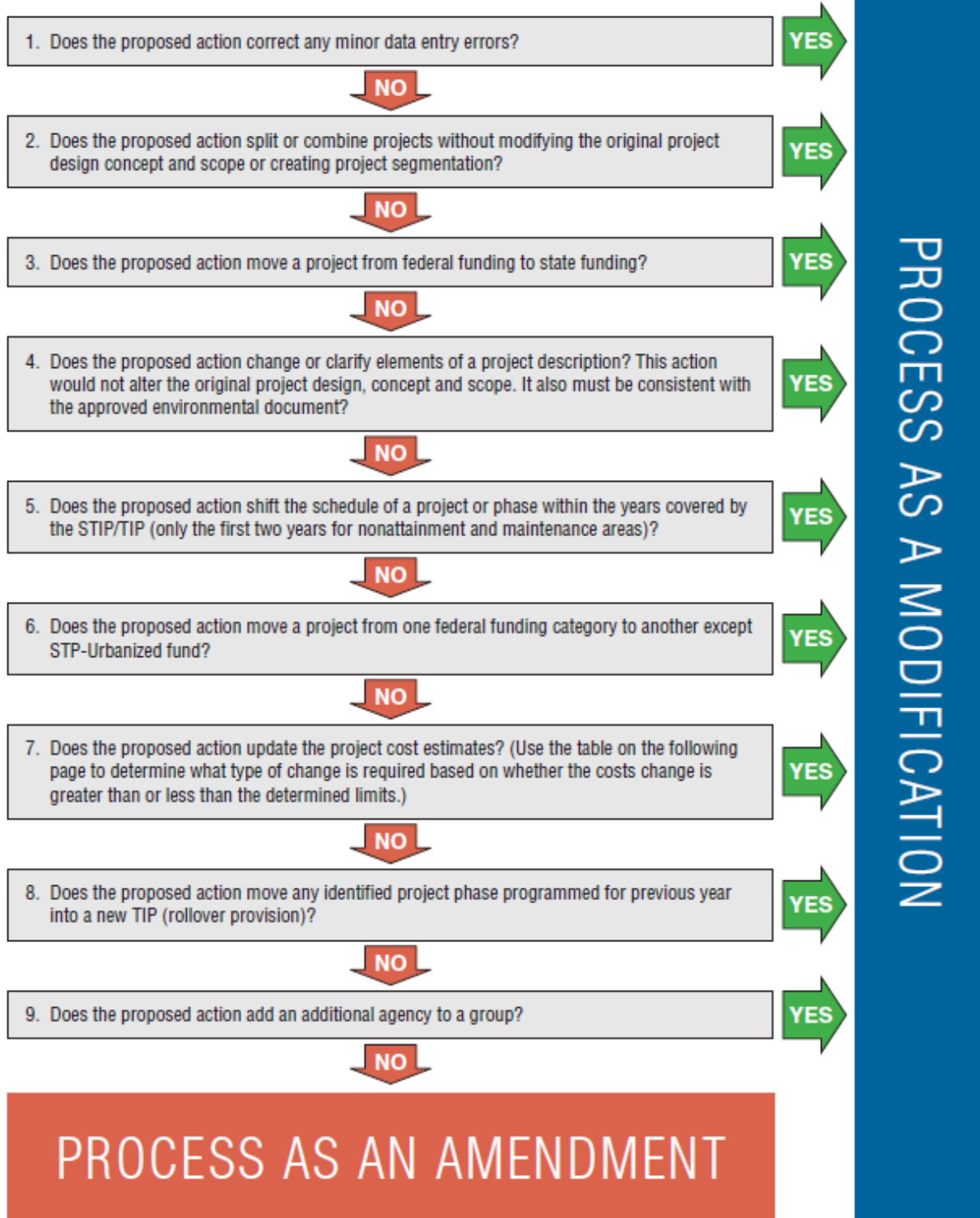
Federal Highway Administration
Eastern Federal Lands Highway Division

Last Printed: 1/12/2026

PROJECT	PROGRAM FISCAL YEAR	STATE	COUNTY	PARK, REFUGE, FOREST OR OTHER PARTNER/AGENCY	DESCRIPTION	TYPE OF WORK	PRIMARY FUND SOURCE	TOTAL PROGRAMMED AMOUNT	FUNDS FROM TITLE	DELIVERED BY	STATUS	CONGRESSIONAL DISTRICT	FLMA REGION
Mississippi													
MS NP NATR 3F26	2026	MS	Webster, Chicksaw	Natchez Trace Parkway	Overlay Park Road - PM project from MP 22655 to MP 23884	3R	FLTP - NPS	\$14,454,810.00	Title 23	EFL	Construction	MS-01	NPS-SER
MS FLAP 85	2026	MS	Amite	Homochitto National Forest	Replace a 9 span multi steel beam structure on Robertson Road in Amite County,	BR	FLAP - EFL	\$4,790,000.00	Title 23	State	Construction	MS-03	FS-08-South
MS FLAP 102	2026	MS	Stone	De Soto National Forest	West McHenry Road bridge replacement	BR	FLAP - EFL	\$1,617,500.00	Title 23	Local	Construction	MS-04	FS-08-South
MS FLAP 115	2026	MS	Wilkinson	Homochitto National Forest	SA 079-087 & SA 079-088	BR	FLAP - EFL	\$1,422,500.00	Title 23	State	Construction	MS-03	FS-08-South
MS FLAP 116	2026	MS	Lincoln	Homochitto National Forest	SA 043-223, bridge and approaches	BR	FLAP - EFL	\$1,040,400.00	Title 23	State	Construction	MS-03	FS-08-South
MS FLTP FW PNS(1)	2026	MS	Yazoo	Panther Swamp National Wildlife Refuge	Replace Wade Bayou bridge	BR_New	FLTP - FWS	\$880,160.28	Title 23	FWS	Construction	MS-02	FWS-4-SE
MS FLAP 69	2026	MS	Adams	St. Catherine's Creek National Wildlife Refuge	Bourke Road bridge replacement	BR	FLAP - EFL	\$753,000.00	Title 23	Local	Construction	MS-06	FWS-4-SE
MS FLAP 59	2026	MS	Smith	Bienville National Forest	Smith County 330(10)B bridge replacement	BR	FLAP - EFL	\$390,000.00	Title 23	Local	Construction	MS-03	FS-08-South
MS NP VICK BMS FY26(1)	2026	MS	Warren	Vicksburg National Military Park	FY 26 Bridge Preventative Maintenance Projects for VICK	BR	FLTP - NPS	\$350,000.00	Title 23	NPS	Construction	MS-03	NPS-SER
MS NP NATR 3P29	2027	MS	Madison, Hinds	Natchez Trace Parkway	Reconstruct RI Parkway from MP86-927	3R	FLTP - NPS	\$9,498,000.00	Title 23	EFL	Planned	MS-02	NPS-SER
MS FLTP FW DCC(1)	2027	MS	Lee	Private John Allen National Fish Hatchery	Rehabilitate Routes 10, 901, and 902- Private John Allan National Fish Hatchery	3R	FLTP - FWS	\$1,698,471.33	Title 23	FWS	Planned	MS-01	FWS-4-SE
NP NATR 3Q9, 3P26, 3O23	2028	MS	Hinds, Madison	Natchez Trace Parkway	Reconstruct parkway from MP 86.8 to MP 92.7 (OLD)	4R	FLTP - NPS	\$6,076,000.00	Title 23	EFL	Planned	MS-03	NPS-SER
MS NP NATR 3P30	2029	MS	Madison	Natchez Trace Parkway	Reconstruct RI Parkway from MP 92-97	3R	FLTP - NPS	\$9,423,000.00	Title 23	EFL	Planned	MS-02	NPS-SER
MS NP NATR 3P19	2029	MS	Various	Natchez Trace Parkway	Construct Multi Use Trail Sections 3P19	Trail	FLTP - NPS	\$3,700,000.00	Title 23	EFL	Planned	MS-02	NPS-SER
MS NP GUI5 TRL(1)	2029	MS	Harrison	Gulf Islands National Seashore	Construct Davis Bayou bicycle and pedestrian lanes from Park Road to campground	Trail	FLTP - NPS	\$2,000,000.00	Title 23	EFL	Planned	MS-04	NPS-SER
MS NP VICK MULTI(1)	2029	MS	Warren	Vicksburg National Military Park	Vicksburg National Military Park - parkwide rehabilitation	3R	FLTP - NPS	\$1,710,000.00	Title 23	EFL	Planned	MS-02	NPS-SER
MS FLTP FW NXB(1)	2029	MS	Hernando	Sam D. Hamilton Noxubee National Wildlife Refuge	Bluff Lake Bridge B.I.#43620-54863	BR_New	FLTP - FWS	\$1,209,962.69	Title 23	FWS	Planned	FL-11	FWS-4-SE
MS NP NATR 3P20	2030	MS	Various	Natchez Trace Parkway	Construct multi-use trail Section 3P20	4R	FLTP - NPS	\$4,000,000.00	Title 23	EFL	Planned	MS-02	NPS-SER
MS NP VICK BR 5600-004P	2030	MS	Warren	Vicksburg National Military Park	Replace Thayers approach bridge #1	4R	FLTP - NPS	\$1,400,000.00	Title 23	EFL	Planned	MS-03	NPS-SER
MS FW TLH(1)	2030	MS	Tallahatchie	Tallahatchie National Wildlife Refuge	Replace Beaver Break boardwalk	Other	FLTP - FWS	\$300,000.00	Title 23	FWS	Planned	MS-01	FWS-4-SE

Appendix A – TIP Amendment/Administrative Modification Flow Chart

TIP AMENDMENT/ADMINISTRATION MODIFICATION FLOW CHART



Thresholds to Determine Costs Limits for TIP Amendments or Modifications

Please use the following chart to determine if a TIP amendment or an administration modification is needed for criteria 7 of the TIP Amendment/Administration Modification flow chart.

Criteria 7

Does the proposed action update the project cost estimates?

Total Project Cost of all phases shown within the approved TIP	If the proposed change is greater than or equal to the thresholds below process as an Amendment	If the proposed change is less than the thresholds below process as an Administration Modification
Up to \$2 Million	>/= 75%	< 75%
\$2 Million to \$15 Million	>/= 50%	< 50%
\$15 Million to \$75 Million	> / = 40%	< 40%
\$75 Million or above	>/= 30%	< 30%

Note: Thresholds do not apply to grouped projects. All changes to grouped projects are processed as Administration Modification.

Appendix B – Understanding a MPO-LPA Project Page

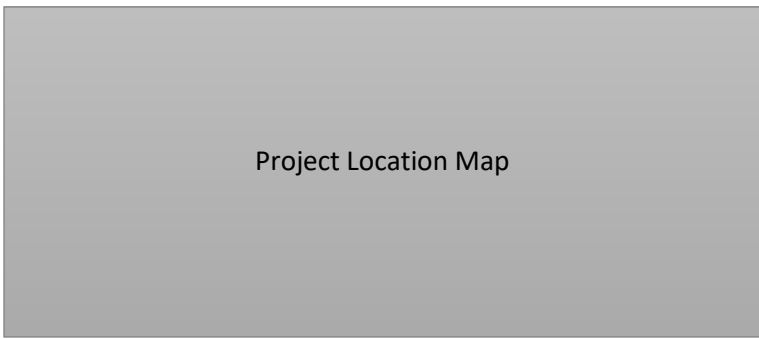


METROPOLITAN PLANNING ORGANIZATION 2027 - 2030 TRANSPORTATION IMPROVEMENT PROGRAM

Project number assigned by the MPO	County in which the project will be implemented	Source of funds used to implement project.	Length of project (miles)	For FTA purposes only. Year funds were allocated to the project.	Total Cost of completing all phases of the Project
County:	Responsible Agency:		Agency responsible for project implementation		
Project:	Fund Source:	Year Apportioned:			
Route:	Project Location	Project Length:	Total Project Cost:		
Termini:	Extent of the project (Beginning and ending points)				
Scope of Work:	Description of work to be accomplished once project is complete				

Project number assigned by the MPO	Federal Fiscal Year (Begins October 1 and ends September 30 of following year) this is the anticipated year work will begin on designated project phase	Phase of the Project (Design, ENV, ROW, CON)	Federal funds programmed to the project	State or local funds programmed to the project	Total funds programmed to the project per Fiscal Year
Project Detail:	Fiscal Year :	Description:	Federal Share	State/Local Share:	Total Cost Estimate:
SUB-TOTAL FOR PROJECT					

Notes: Additional details about the project





**Central Mississippi Planning
& Development District**

1020 Centre Pointe Boulevard
Pearl, MS 39208

601-981-1511

www.cmpdd.org

mpo@cmpdd.org