

TRANSPORTATION IMPROVEMENT PROGRAM

FOR THE JACKSON METROPOLITAN
PLANNING ORGANIZATION (MPO)



2025-2028

TIP

DRAFT June 2024



PROMOTING REGIONAL EXCELLENCE SINCE 1968
CMPDD

MPO SELF CERTIFICATION

In accordance with 23 CFR 450.336, the STATE DEPARTMENT OF TRANSPORTATION and the CENTRAL MISSISSIPPI PLANNING AND DEVELOPMENT DISTRICT METROPOLITAN PLANNING ORGANIZATION for the Jackson Urbanized Area hereby certifies that the transportation planning process is addressing the major issues in the State and is being conducted in accordance with all applicable requirements of:

- (1) 23 U.S.C. 134, 49 U.S.C. 5303, and this subpart;
- (2) In nonattainment and maintenance areas, sections 174 and 176(c) and (d) of the Clean Air Act, as amended (42 U.S.C. 7504, 7506(c) and (d)) and 40 CFR part 93;
- (3) Title VI of the Civil Rights Act of 1964, as amended (42 U.S.C. 2000d-1) and 49 CFR part 21;
- (4) 49 U.S.C. 5332, prohibiting discrimination on the basis of race, color, creed, national origin, sex, or age in employment or business opportunity;
- (5) Section 1101(b) of the FAST Act (Pub. L. 114-357) and 49 CFR part 26 regarding the involvement of disadvantaged business enterprises in DOT funded projects;
- (6) 23 CFR part 230, regarding the implementation of an equal employment opportunity program on Federal and Federal-aid highway construction contracts;
- (7) The provisions of the Americans with Disabilities Act of 1990 (42 U.S.C. 12101 *et seq.*) and 49 CFR parts 27, 37, and 38;
- (8) The Older Americans Act, as amended (42 U.S.C. 6101), prohibiting discrimination on the basis of age in programs or activities receiving Federal financial assistance;
- (9) Section 324 of title 23 U.S.C. regarding the prohibition of discrimination based on gender; and
- (10) Section 504 of the Rehabilitation Act of 1973 (29 U.S.C. 794) and 49 CFR part 27 regarding discrimination against individuals with disabilities.

MISSISSIPPI DEPARTMENT
OF TRANSPORTATION

JACKSON METROPOLITAN PLANNING
ORGANIZATION

Evan wright, State Planning Engineer
Mississippi Department of Transportation

Butch Lee, Chairman
Jackson Metropolitan Planning Organization
Central MS Planning and Development District

Date

Date

Transportation Improvement Program for the Jackson Metropolitan Planning Organization Fiscal Years 2025-2028

Prepared By:

Central MS Planning
and Development District
1020 Centre Pointe Boulevard
Pearl, MS 39208
601.981.1511
www.cmpdd.org
mpo@cmpdd.org

45-day Public Comment Period

June 17, 2024 – August 2, 2024

FHWA / FTA Approval Date:

Note: once approved, this document and a list describing any revisions to this document can be found on CMPDD's website, www.cmpdd.org/transportation-improvement-program-tip/

Table of Contents

1.0 The Purpose of the TIP.....	1
2.0 Understanding the Metropolitan Planning Organization.....	1
3.0 Public Transit Provider.....	3
4.0 Linking National Planning Factors, Performance Measures, Local Targets, and TIP Investments.....	4
5.0 TIP Project Section.....	11
6.0 MPO Project Prioritization and Selection Process.....	12
7.0 TIP Funding and Financial Constraint.....	14
8.0 Public Participation.....	17
9.0 Changes to the TIP.....	19
9.1 Amendment.....	19
9.2 Administrative Modification.....	20
10.0 Projects Implemented through the Previous FY 2023-2026 TIP.....	21
11.0 Jackson MPO-LPA Sponsored Projects.....	
12.0 Jackson MPO – Transit Sponsored Projects.....	
13.0 MDOT Sponsored Projects.....	
14.0 Eastern Federal Lands Highway Division Sponsored Projects.....	
Appendices	
Appendix A – TIP Amendment/Administrative Modification Flow Chart.....	
Appendix B – Understanding a MPO – LPA Project Page.....	

Funding Disclaimer

This document was prepared and published by the Jackson Metropolitan Planning Organization (MPO) and is prepared in cooperation with and financial assistance from the following public agencies: the Mississippi Department of Transportation (MDOT), the Federal Highway Administration (FHWA) and the Federal Transit Administration (FTA) under the Metropolitan Planning Program. The contents of this report do not necessarily reflect the official views or policy of the funding agencies.

Transit Program of Projects (POP)

JTRAN utilizes the Jackson MPO’s Transportation Improvement Program development, amendment, and modification process to inform the public of JTRAN’s annual Program of Projects (POP), or any changes made to the POP. The POP is a list of projects to be funded in a grant application submitted to the Federal Transit Administration (FTA) by a designated transit recipient. Notices advertised for the development of this TIP satisfy the requirements of public participation for the development of the POP for the Federal Transit Administration Urbanized Area Formula Program for funds administered by the City of Jackson for the operation of JTRAN. Pursuant to federal requirements the proposed POP for Jackson will be final unless revised as a result of public comments.

Accessibility Statement | Equal Employment Opportunity Employer

The Central Mississippi Planning and Development District (CMPDD) does not exclude, deny, or discriminate on the basis of race, color, national origin, ethnicity, immigration status, gender, sexual orientation, age, religion, creed, disability, or any other characteristic protected under applicable federal or state law in admission to, access to, or operation of its programs, services, or activities. CMPDD provides an equal employment opportunity to all its employees and applicants for employment. For all inquiries regarding the application of this accessibility statement and related policies please contact CMPDD’s Human Resource Director: CMPDD 1020 Centre Pointe Boulevard Pearl, MS, (601)981-1511.

1.0 The Purpose of a TIP

The Jackson Metropolitan Planning Organization's (MPO's) Transportation Improvement Program (TIP) is a multi-year listing of transportation projects that have received a commitment of funding from a combination of federal, state, and/or local sources within the Jackson Metropolitan Planning Area. The TIP serves as a short-term planning document that lists approximately four years of federally funded or regionally significant transportation projects designed to carry out the recommendations of the region's long-range Metropolitan Transportation Plan. The projects include various capital and operating needs of the region including reconstruction, maintenance, and operation of major highways, arterials, collectors, and intersections; maintenance of the public transit services; and construction of bicycle and pedestrian improvements within the Jackson Metropolitan Area.

The TIP is developed in accordance with metropolitan planning requirements set forth in the Statewide and Metropolitan Planning Final Rule (23 CFR part 450 and 49 CFR part 613), reaffirmed by the most recent transportation bill, the Infrastructure Investment and Jobs Act (IIJA). Regulations require MPO's to develop a TIP document and for the TIP to be fiscally constrained. Meaning a TIP is realistic in terms of available funding and the projects listed in the TIP do not exceed available funding resources, signifying a project can only be included in the TIP if sufficient funding is identified to cover the project costs.

A TIP document is also regional in scope and does not represent projects statewide. The Statewide Transportation Improvement Program (STIP), which is maintained in the state by the Mississippi Department of Transportation (MDOT) includes all transportation projects receiving federal transportation funding statewide including those in each MPO region across the state. The Jackson MPO develops the TIP collaboratively with local governments, transit providers and MDOT. Transportation projects from each are included in the TIP. Once adopted by the MPO, the TIP is then submitted to MDOT for inclusion in Mississippi's STIP document, and subsequently approved by the Governor.

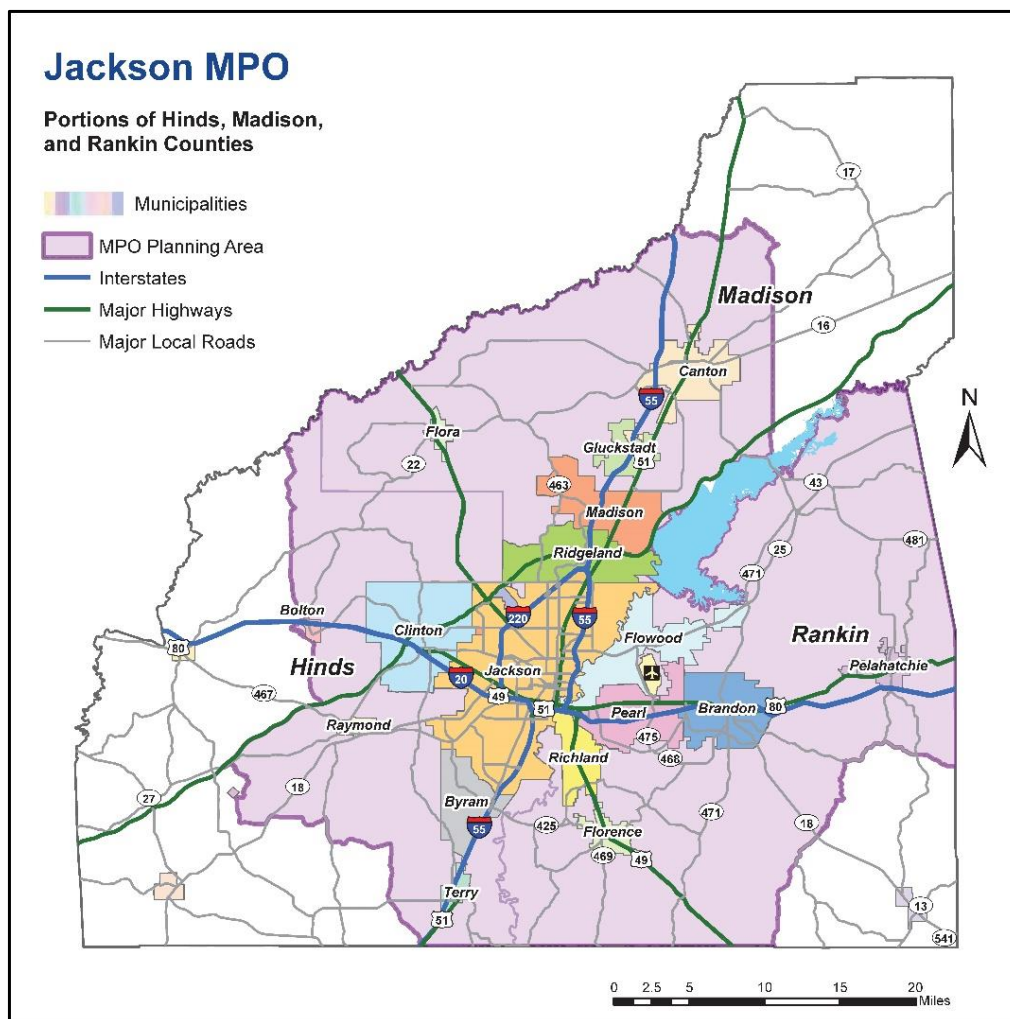
The TIP is required to be updated at least every four years. The Jackson MPO typically updates its TIP document every two (2) years. The FY 2025 – 2028 Jackson MPO TIP covers the period from October 1, 2024, to September 30, 2028.

2.0 Understanding the Metropolitan Planning Organization (MPO)

A Metropolitan Planning Organization (MPO) is the policy board of an organization created to carry out the metropolitan transportation planning process (23 CFR 450.104). MPOs are required in all urbanized areas with populations over 50,000, as determined by the U.S. Census (23 CFR 450.310). The purpose of the MPO is to carry out a continuing, cooperative, and comprehensive performance-based multimodal transportation planning process that encourages continued development and improvement of the metropolitan transportation planning processes.

The Central Mississippi Planning and Development District (CMPDD) was designated as the MPO for the Jackson Urbanized Area on February 5, 1975 and is responsible for coordinating the Federally-mandated transportation planning process in the Jackson Metropolitan Planning Area.

As the MPO, CMPDD is responsible for implementing a transportation planning process and programming transportation projects for the geographic area consisting of the census-defined urbanized area and the surrounding area projected to become urbanized within the next 20 years which includes only a portion of Hinds, Madison, and Rankin Counties as illustrated in the map below. Each county and municipality within this boundary has representation on the MPO's committee structure and is responsible for guiding the plans and programs carried out by CMPDD as part of the MPO planning process.



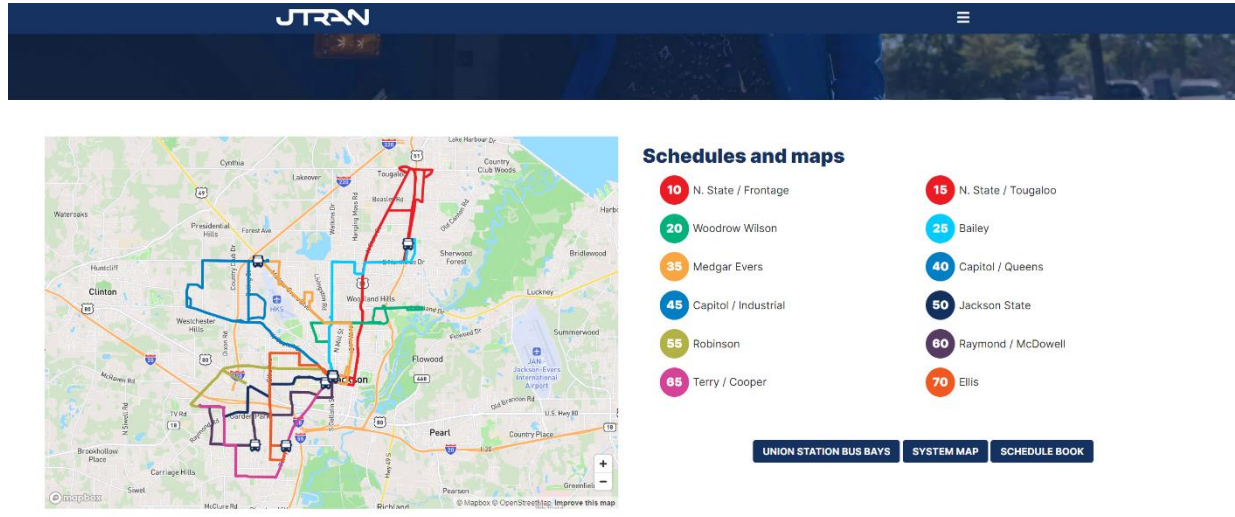
The Jackson MPO operates under a committee structure that makes recommendations regarding transportation planning processes, procedures, and products and approves the use of federal transportation funds within the Jackson MPO Planning Area for a multimodal system including highway, transit, bicycle and pedestrian projects as well as other transportation related projects. The Jackson MPO is governed by the Metropolitan Planning Policy Committee. The Policy Committee is largely comprised of locally elected officials. The Policy Committee establishes

guidelines for the MPO and also has the final decision-making responsibility for major transportation planning and programming tasks. Serving the Policy Committee are the various advisory committees of the Jackson MPO including the Intermodal Technical Committee, Bicycle and Pedestrian Facilities Sub-Committee, and the Stakeholders Committee, each charged with making recommendations that flow up to the Policy Committee in their areas of expertise. Various working groups are also utilized for specific projects or studies as needed.

3.0 Public Transit Provider

The City of Jackson, which operates JTRAN, is the designated public transit services provider for the Jackson Urbanized Area. Currently, JTRAN provides both fixed route and on-demand paratransit service within the City of Jackson. JTRAN officials and the Jackson MPO work cooperatively to conduct the performance based continuing, comprehensive, and cooperative planning process in the Jackson Urbanized Area. JTRAN utilizes the MPO’s TIP development, amendment, and modification process to inform the public of JTRAN’s annual Program of Projects (POP), or any changes made to the POP. The POP is a list of projects to be funded in a grant application submitted to the Federal Transit Administration (FTA) by a designated transit recipient.

For more information about the City of Jackson’s JTRAN services including hours of operation, routes and schedules, bus fares, and other general information please visit their website at www.ridejtran.com.



4.0 Linking National Planning Factors, Performance Measures, Local Targets, and TIP Investments

In accordance with Federal regulations (23 CFR 450), the MPO, in cooperation with MDOT and JTRAN, must develop long-range transportation plans and short-range TIPs through a performance-driven, outcome-based approach to planning. The MPO's planning process must be continuous, cooperative, and comprehensive, and provide for consideration and implementation of projects, strategies, and services that address established planning factors.

Factors Considered in the MPO Planning Process

- ✓ Supporting the economic vitality of the metropolitan area, especially by enabling global competitiveness, productivity, and efficiency;
- ✓ Increasing the safety of the transportation system for motorized and non-motorized users;
- ✓ Increasing the security of the transportation system for motorized and non-motorized users;
- ✓ Increasing the accessibility and mobility of people and for freight;
- ✓ Protecting and enhancing the environment, promoting energy conservation, improving the quality of life, and promoting consistency between transportation improvements and State and local planned growth and economic development patterns;
- ✓ Enhancing the integration and connectivity of the transportation system across and between modes for people and freight;
- ✓ Promoting efficient system management and operation;
- ✓ Emphasizing the preservation of the existing transportation system;
- ✓ Improving the resiliency and reliability of the transportation system and reduce or mitigate stormwater impacts of surface transportation; and
- ✓ Enhancing travel and tourism.

Furthermore, federal regulations require all MPOs and State Departments of Transportation (DOTs) to develop a performance-based transportation planning and programming approach. Performance-based planning allows MPOs and State DOTs to examine data, past and present, and evaluate the performance of their transportation investments against a number of federally

required measures in order to make progress toward the achievement of national goals. The Federal Highway Administration (FHWA) defines transportation performance management as a strategic approach that uses system information to make investments and policy decisions to achieve national performance goals. The seven national goals established by Congress are aimed at addressing safety, current infrastructure, traffic congestion, efficiency, the freight network, the environment, and project delivery delays:

NATIONAL GOALS

1. **Safety** - To achieve a significant reduction in traffic fatalities and serious injuries on all public roads.
2. **Infrastructure Condition** - To maintain the highway infrastructure asset system in a state of good repair.
3. **Congestion Reduction** - To achieve a significant reduction in congestion on the National Highway System (NHS).
4. **System Reliability** - To improve the efficiency of the surface transportation system.
5. **Freight Movement and Economic Vitality** - To improve the national freight network, strengthen the ability of rural communities to access national and international trade markets, and support regional economic development.
6. **Environmental Sustainability** - To enhance the performance of the transportation system while protecting and enhancing the natural environment.
7. **Reduced Project Delivery Delays** - To reduce project costs, promote jobs and the economy, and expedite the movement of people and goods by accelerating project completion through eliminating delays in the project development and delivery process, including reducing regulatory burdens and improving agencies' work practices.

Working collectively, MPOs, State DOTs, and designated transit providers are required to establish performance targets for each applicable performance measure. A measure is a statement of what is being assessed, and a target is a quantifiable level of performance or what you hope to achieve within an identified time period.

The Jackson MPO addresses safety performance targets annually with the latest Safety Performance Measure (PM 1) targets adopted in February 2024. All other targets were set for a four-year period including Transit Asset Management Targets, Bridge and Pavement Condition PM 2 targets, NHS Travel Time and Freight Reliability PM 3 targets, and Transit Safety Targets and were adopted February 2023.

These targets were developed using a data-driven, collaborative process between the Jackson MPO, JTRAN, and MDOT. The mix of projects selected by the Jackson MPO, JTRAN, and MDOT for inclusion in this TIP are intended to support the state in achieving statewide targets for the State of Mississippi's transportation system.

Performance Measures and Established Targets

PM 1



Safety 4-Year Targets

- Total number of traffic related fatalities on all public roads: **711**
- Rate of traffic related fatalities on all public roads per 100 million VMT: **1.760**
- Total number of traffic related serious injuries on all public roads: **2,520**
- Rate of traffic related serious injuries on all public roads per 100 million VMT: **6.260**
- Total number of non-motorized fatalities and serious injuries on all public roads: **247**

PM 2



Pavement Condition 4-Year Targets

- % of pavements on the Interstate System in Good condition: **>55%**
- % of pavements on the Interstate System in Poor condition: **<5%**
- % of pavement on the non-interstate National Highway System in Good condition: **>25%**
- % of pavement on the non-interstate National Highway System in Poor condition: **<10%**



Bridge Condition 2024 Targets

- % of National Highway System bridges classified in Good condition: **>50%**
- % of National Highway System bridges classified in Poor condition: **<5%**

PM 3



NHS Travel Time Reliability 4-Year Targets

- % of the Person-Miles Traveled on the Interstate that are reliable: **>93%**
- % of the Person-Miles Traveled on the Non-Interstate National Highway System that are reliable: **>85%**



Freight Reliability 2024 Targets

- % of Interstate System mileage providing reliable truck travel time: **<1.4**

Traffic Congestion Management

- Annual hours of peak hour excessive delay per capita: **not applicable**
 - % of non-single occupancy vehicle travel: **not applicable**

Total Emissions Reduction

- Total emissions reductions by applicable pollutants under the CMAQ program: **not applicable**

Note: Targets listed above were previously established by the Jackson MPO as of June 1, 2024. More information regarding established targets and any updates to the established targets by the MPO can be found online: www.cmpdd.org/transportation/performance-management/.

Performance Measures and Established Targets Continued

TAM



Transit Asset Management

4-Year Targets

- % of revenue vehicles (by type) that exceed the Useful Life Benchmark (ULB):
 - Buses = <60%**
 - Cutaway = <60%**
 - Minivans = <50%**
- % of non-revenue service vehicles (by type) that exceed the ULB:
 - Trucks = <50%**
 - SUVs = <50%**
 - Cars = <50%**
 - Minivans = = <50%**
- % of facilities (by group) that are rated less than 3.0 on the Transit Economic Requirements Model (TERM) Scale:
 - Training Course = <0%**
 - Administration = <0%**
 - Maintenance = <0%**
 - Service = <0%**
 - Passenger = <0%**
 - Transfer Facility = <0%**

TAM



Transit Safety

4-Year Targets

- Number of injuries:
 - Fixed Route 7**
 - Non-Fixed Route 6**
- Rate of injuries per 100,000 vehicle revenue miles:
 - Fixed Route 0.99**
 - Non-Fixed Route 1.83**
- Number of Fatalities:
 - Fixed Route 0**
 - Non-Fixed Route 0**
- Rate of fatalities per 100,000 vehicle revenue miles:
 - Fixed Route 0**
 - Non-Fixed Route 0**
- Number of safety events:
 - Fixed Route 7**
 - Non-Fixed Route 6**
- Rate of safety events per 100,000 vehicle revenue miles:
 - Fixed Route 0.99**
 - Non-Fixed Route 1.69**
- Mean distance between major mechanical failures:
 - Fixed Route 239,000**
 - Non-Fixed Route 130,000**

Note: Targets listed above were previously established by the Jackson MPO as of June 1, 2024. More information regarding established targets and any updates to the established targets by the MPO can be found online: www.cmpdd.org/transportation/performance-management/.

Projects identified for inclusion in this 2025-2028 TIP by the MPO were developed with the consideration of achieving performance targets and the goals and objectives identified in the MPO’s 2045 Metropolitan Transportation Plan, which was developed with consideration of the national planning factors and consistency with other planning documents such as the State Freight Plan, the Mississippi Unified Long-Range Transportation Infrastructure Plan, and the Highway Safety Improvement Program to name a few. In order for an MPO-sponsored project to be eligible for consideration of implementation through the TIP, it must first be identified as a need in the MPO’s long-range Metropolitan Transportation Plan or align with the plan’s overall goals and objectives for improving the regional multimodal transportation system.

The 2045 Metropolitan Transportation Plan for the Jackson MPO is a long-range planning document that serves as a comprehensive blueprint to guide future transportation investments in the region. The plan identifies transportation needs, policies, strategies, and projects that aim to improve the quality of life for all residents. The plan is updated every five years to reflect new planning priorities and changing patterns in population and economic growth that may impact travel demand. The 2045 Metropolitan transportation Plan was adopted by the Jackson MPO on November 12, 2020 and includes five overall goals with objectives that clarify and expand upon each goal statement to guide the development of the regional transportation system. Development of the 2050 Metropolitan Transportation Plan will begin in 2024.

Jackson MPO 2045 Metropolitan Transportation Plan Vision and Overall Goals

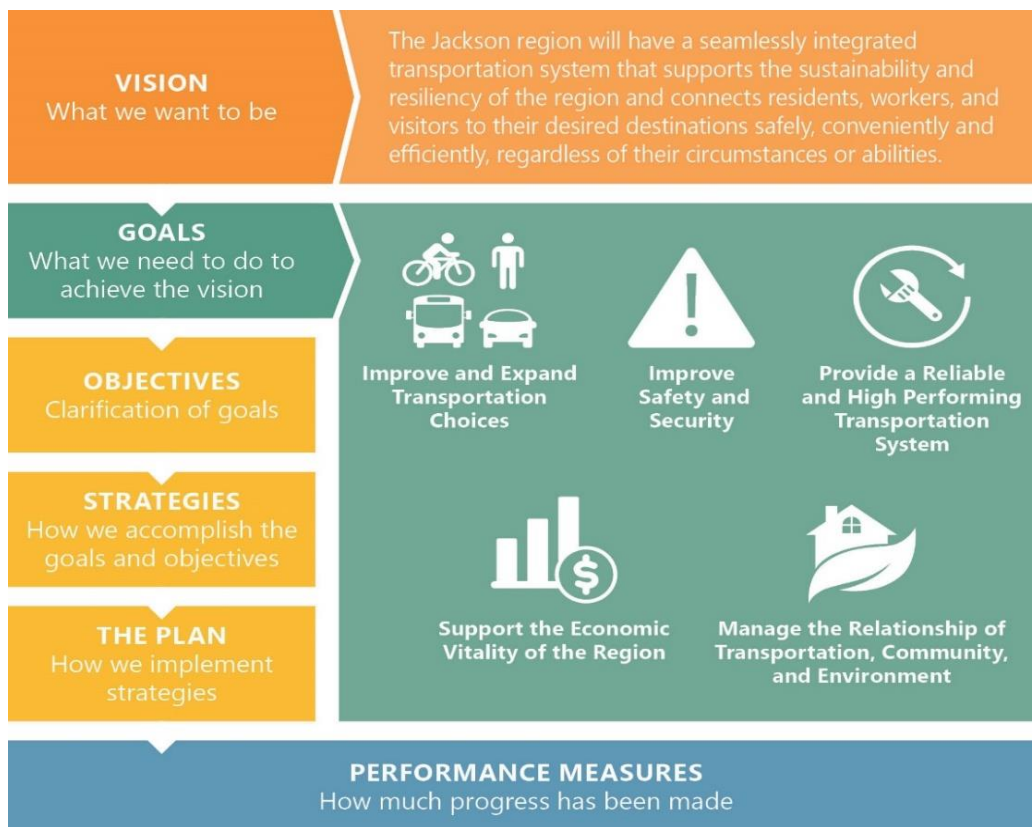


Table 1: Linking Performance Measures and Investments

Project ID	Description	PM 1	PM 2		PM 3		Transit	
		Safety	Pavement Conditions	Bridge Conditions	NHS Reliability	Freight Reliability	TAM	Transit Safety
480027	Lynch Street Phase 2 Little J Trail	✓						
510026	Yandell Road widening	✓	✓					
510029	Weisenberger Road widening	✓	✓					
510030	Highland Commerce Drive widening/new construction							
510031	Gluckstadt Road widening	✓	✓		✓			
510032	Madison Ave widening	✓	✓					
540061	Pearl Richland Intermodal Connector Phase II	✓	✓					
540081	Gunter Road Extension new construction	✓	✓					
540084	Pearl Concourse Drive Extension		✓					
Grouped Operations	State St Overlay Town Creek bridge to 625 ft. north of Rankin St		✓		✓			
Grouped Operations	Rice Road Overlay Madison City Limits to Hoy Road							
Grouped Operations	Springridge Road Overlay Woodchase park Drive to I-20							
Grouped Operations	Clinton Blvd. Overlay College Street to Shaw Road							
Grouped Operations	Calhoun Station Parkway Overlay Gluckstadt Road to Church Road							
Grouped Operations	Terry Road Overlay Siwell Road to Jackson City Limits		✓		✓			
Grouped Operations	McDowell Road Ext. Overlay Raymond Road to Suncrest Drive							
Grouped Operations	Lake Harbour Drive Overlay Christine Drive to Northpark Drive							
Grouped Operations	Old Highway 49 Overlay Cleary Road to Old Hwy 49 at Old Hwy 49							
Grouped Bridge	Officer Thomas Catchings Drive Bridge Replacement							
Grouped Bridge	Monument Street Bridge Replacement							
Grouped Bridge	Davis Road Bridge Replacement							
Grouped Bridge	Dixon Road Bridge Replacement							
Grouped Bridge	McCluer Road Bridge Replacement							
Grouped Safety	Jackson Group A Traffic Signal Upgrades	✓			✓			

Table 1: Linking Performance Measures and Investments Continued

Project ID	Description	PM 1	PM 2		PM 3		Transit	
		Safety	Pavement Conditions	Bridge Conditions	NHS Reliability	Freight Reliability	TAM	Transit Safety
Grouped Safety	Jackson Group B Traffic Signal Upgrades	✓			✓			
Grouped Safety	New Traffic Signal Old Hwy 49 at Aerosmith Dr. & Carrier Blvd	✓						
Grouped Safety	Geometric Improvements Old Hwy 49 at Aerosmith Dr & Carrier Blvd	✓						
Grouped Safety	Hwy 463 Crawford St to Main St Geometric Improvements	✓	✓		✓			
Grouped Safety	Hwy 468 I-20 to Murray Drive Raised Median Extension	✓						
Grouped Safety	U.S. 80 Bierdeman Road to McLaurin Mart Raised Median	✓			✓			
Grouped Safety	I-55 and Old Agency LED Lighting Upgrades & Traffic Monitoring System	✓						
Grouped Safety	New Traffic Signal with Geometric Improvements Hugh ward Blvd at Manship Road	✓						
Grouped Safety	U.S. 80 at Gateway Drive Crossover Improvements	✓	✓		✓			
Grouped Safety	U.S. 80 at Brandon Post Office Crossover Improvements	✓	✓		✓			
Grouped Safety	U.S. 80 at TrustCare Crossover Improvements	✓	✓		✓			
Grouped Safety	U.S. 80 at Brandon Police Department Crossover Improvements	✓	✓		✓			
Grouped Safety	Yandell Road at N Old Canton Road New Traffic Signal with Geometric Improvements	✓						
Grouped Transportation Alternatives	Multi-Use Path East Metro Parkway to Liberty Road	✓						
Grouped Transportation Alternatives	Medgar and Myrlie Evers Home Pedestrian Improvements	✓						
Grouped Transportation Alternatives	U.S. Highway 49 Pedestrian Bridge	✓						

Table 1: Linking Performance Measures and Investments Continued

Project ID	Description	PM 1	PM 2		PM 3		Transit	
		Safety	Pavement Conditions	Bridge Conditions	NHS Reliability	Freight Reliability	TAM	Transit Safety
480031	Preventative Maintenance	✓					✓	✓
480032	Non-Fixed Route ADA Paratransit Service	✓					✓	✓
480034	Operations Assistance	✓					✓	✓
480038	Security Enhancements	✓					✓	✓
480044	Light Duty Accessible Buses and Equipment	✓					✓	✓
480046	Medium to Heavy Duty Accessible Transit Buses and Equipment	✓					✓	✓
480047	Other Third Party Contractual	✓					✓	✓
480050	Dispatching & Scheduling Software & Equipment	✓					✓	✓
480051	ADA Accessible Vehicles	✓					✓	✓
480059	Fleet Maintenance Software and Equipment	✓					✓	✓
480057	Project Administration Capital Projects	✓					✓	✓
480060	Automatic Passenger Counters	✓					✓	✓
480061	Farebox Upgrades	✓					✓	✓
480062	Telephone System	✓					✓	✓
480063	Camera System	✓					✓	✓
480049	Radios	✓					✓	✓
480036	Medium to Heavy Duty Accessible Buses and Equipment	✓					✓	✓
480065	Union Station Rehab/Renovation	✓					✓	✓
480066	Hybrid Buses	✓					✓	✓
480072	Bus Wash System	✓					✓	✓
480073	Hybrid (diesel/electric) buses	✓					✓	✓

During the project selection process (see Section 6.0 MPO Project Prioritization and Selection Process), factors such as whether or not a project is located on the National Highway System (NHS) or if a project is located at a high crash frequency location are all factors that are given prioritization in the MPO project selection process. Table 1 serves as a visualization tool to show which performance measure the projects programmed in the FY 2025-2028 TIP are anticipated to help achieve either directly or indirectly through the implementation of the project. Information regarding MDOT's projects can be found in the STIP document under the Performance Management section; https://mdot.ms.gov/applications/Schedule_of_Proposed_Projects/STIP.aspx.

5.0 TIP Project Selection

During the TIP development and maintenance process, the Jackson MPO facilitates collaboration between various agencies through a shared decision-making process. The Jackson MPO must approve all projects included in the TIP, but many are prioritized in other forums prior to reaching the MPO.

The Jackson MPO is responsible for selecting and programming projects under the Transportation Management Area (TMA) Surface Transportation Block Grant (STBG) Program and the Transportation Alternatives (TA) Program, as well as working with the City of Jackson as the designated transit provider on the selection and programming of projects under FTA's Sections 5307, 5339, and other FTA discretionary grant programs. The selection and programming of projects on state-maintained roadways are the responsibility of MDOT and the Mississippi Transportation Commission. Furthermore, jurisdictions receiving a congressional earmark or a competitive discretionary grant related to transportation improvements are responsible for coordinating with the MPO to include the awarded project in the TIP.

Projects selected for the TIP are reflective of the region's priorities in all areas of transportation including transit, safety, bicycle and pedestrian, maintenance and rehabilitation, congestion mitigation, and transportation operations. All transportation projects, programs, and operations receiving federal funds in the Jackson MPO planning area must be endorsed through the Jackson MPO TIP process. Regionally significant projects, whether or not there is federal participation in the project, are also included in the TIP.

6.0 MPO Project Prioritization and Selection Process

The MPO has primary responsibility for projects selected and awarded federal funding through the MPO under the Transportation Management Area (TMA) Surface Transportation Block Grant (STBG) and Transportation Alternatives (TA) grant programs, as well as other federal funds allocated to TMA MPO areas either permanently or for a limited timeframe such as Carbon Reduction Program (CRP) funding. Projects are selected by the MPO for grant funding based on a project selection process established by the Metropolitan Planning Policy Committee. To begin the STBG or TA project selection process the MPO first reviews and updates the Project Submittal Guidelines which outlines the project selection and evaluation criteria. Once the Project Submittal Guidelines are approved by the Metropolitan Planning Policy Committee a call for projects is issued. Each project application received, is then evaluated based on the approved evaluation criteria for each project type. Projects with the highest evaluation score are awarded federal funding through the MPO until all available funds have been awarded. Once selected for funding, newly awarded projects are then advertised to the public for review in accordance with the MPO's Public Participation Plan guidelines for the development of a new TIP or as an amendment to an existing TIP based upon the timing of project selection. The Jackson MPO's most recent call for projects took place in January 2024. This was preceded by a TA call for projects in November 2022.

RECENT CALL FOR PROJECTS

2024 SURFACE TRANSPORTATION BLOCK GRANT PROGRAM CALL FOR PROJECTS

Federal Funds Awarded:	\$28,108,505
Local Matching Funds:	\$50,045,545
Projects Awarded:	26

2022 TRANSPORTATION ALTERNATIVES PROGRAM CALL FOR PROJECTS

Federal Funds Awarded:	\$2,973,038
Local Matching Funds:	\$1,330,413
Projects Awarded:	6

TRANSPORTATION ALTERNATIVES EVALUATION CRITERIA

- Project Readiness** 25%
Priority is given to projects that are ready to proceed to construction based upon the current phase of right-of-way acquisition and utility relocation.
- Connectivity** 20%
Priority is given to projects that improve non-driver access to public transportation, schools, community destinations, and existing bike and pedestrian facilities.
- Livability** 20%
Priority is given to projects that improve non-motorized transportation accessibility for the greatest amount of users, both cyclists and pedestrians, and includes amenities and improvements beyond minimum design standards.
- Local Match** 15%
Priority is given to projects that have funding sources greater than the minimum required local match.
- Requested funds** 15%
Priority is placed on projects requesting the least amount of federal funds.
- Partnering Agencies** 5%
Priority is placed on projects receiving local match assistance from partnering agencies.

PAVEMENT MANAGEMENT EVALUATION CRITERIA

- Pavement Management System Index Rating** 75%
Priority is placed on projects with the highest need for pavement repairs based on the latest pavement management inventory data.
- Requested funds** 15%
Priority is placed on projects requesting the least amount of federal funds.
- Local Match** 10%
Priority is given to projects that have funding sources greater than the minimum required local match.

CONGESTION MITIGATION EVALUATION CRITERIA

- Congestion Management System Index Rating** 30%
Priority is placed on projects with higher congestion levels based on the latest long-range Metropolitan Transportation Plan.
- Project Readiness** 25%
Priority is given to projects that are ready to proceed to construction based upon the current phase of right-of-way acquisition and utility relocation.
- Local Match** 15%
Priority is given to projects that have funding sources greater than the minimum required local match.
- Requested funds** 15%
Priority is placed on projects requesting the least amount of federal funds.
- Livability** 10%
Priority is given to projects that improve more than a single mode of travel and incorporate improvements beyond minimum design standards.
- Multi-jurisdictional Interconnectivity** 5%
Priority is given to projects developed through collaboration of multiple jurisdictions.

SAFETY IMPROVEMENT EVALUATION CRITERIA

- Safety Benefit to Cost Ratio** 60%
Priority is given to projects with the highest safety benefit to cost ratio based upon the project cost, crash data, and the crash reduction factor associated with the planned countermeasure.
- Project Readiness** 20%
Priority is given to projects that are ready to proceed to construction based upon the current phase of right-of-way acquisition and utility relocation.
- Requested funds** 10%
Priority is placed on projects requesting the least amount of federal funds.
- Local Match** 10%
Priority is given to projects that have funding sources greater than the minimum required local match.

BRIDGE REPAIR EVALUATION CRITERIA

- Bridge Sufficiency Rating** 40%
Priority is given to projects with the lowest bridge sufficiency rating based on the latest National Bridge Inventory database.
- Project Readiness** 30%
Priority is given to projects that are ready to proceed to construction based upon the current phase of right-of-way acquisition and utility relocation.
- Requested funds** 20%
Priority is placed on projects requesting the least amount of federal funds.
- Local Match** 10%
Priority is given to projects that have funding sources greater than the minimum required local match.

7.0 TIP Funding and Financial Constraint

Federal regulations require the TIP to be “fiscally constrained”, meaning the expenditures identified for project implementation must not exceed the projected amount of funding available for each fiscal year during the designated time frame of the TIP. If the funding amounts identified for a projected fiscal year exceed the amount of funding availability, projects would need to be shifted from one fiscal year to another in order for the TIP to remain within the identified fiscally constrained parameters. In addition, if projected resources are fully budgeted, the addition of a new project or projects not previously included in the TIP will necessitate either the identification of new or expanded funding capabilities or the downsizing or deletion of a project or projects currently included in the program in order for the TIP to remain fiscally constrained. While MPO staff evaluate Local Public Agency (LPA) sponsored projects awarded MPO grant funding in the TIP to ensure compliance with federal fiscal constraint requirements, it is the responsibility of JTRAN and MDOT to determine what resources are likely to be available for their respective projects included in the TIP.

The majority of funding sources for projects in the TIP come from federal funds allocated to Mississippi through transportation legislation that is administered through the U.S. Department of Transportation Federal Highway Administration (FHWA) and Federal Transit Administration (FTA.) Table 2 details current funding programs used by the MPO, MDOT, LPAs, and the City of Jackson to implement projects included in the 2025-2028 TIP.

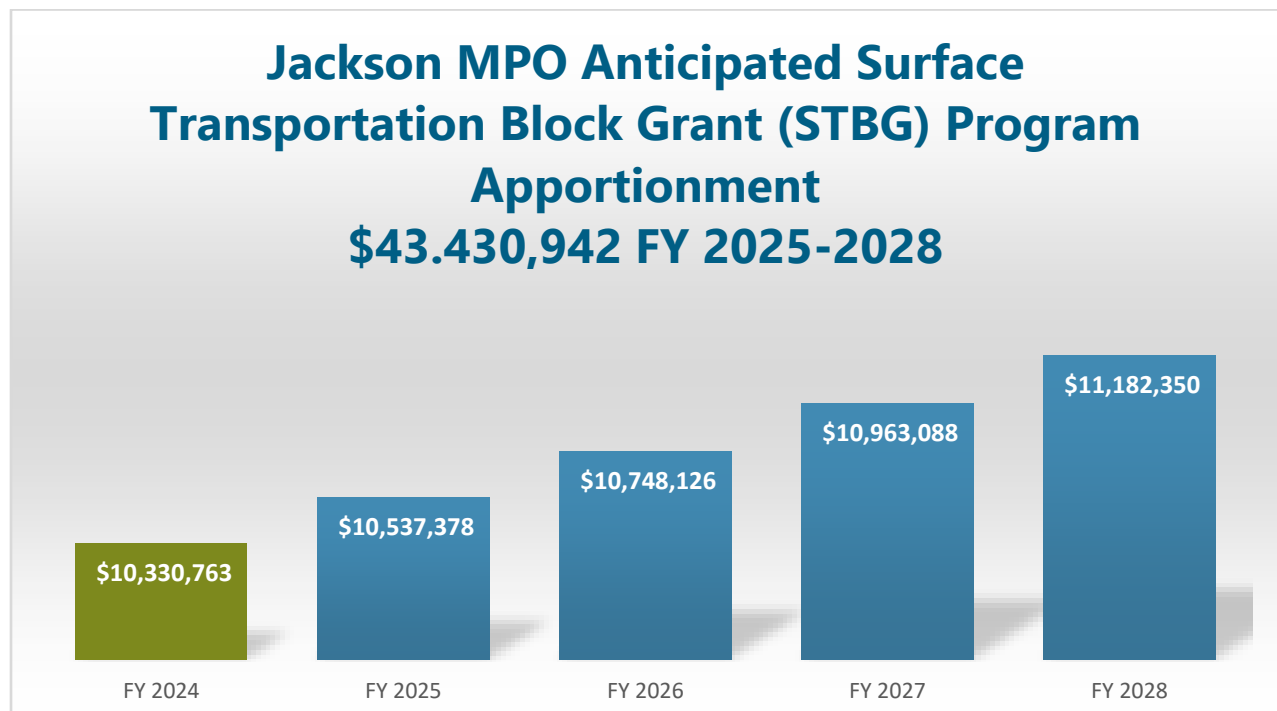
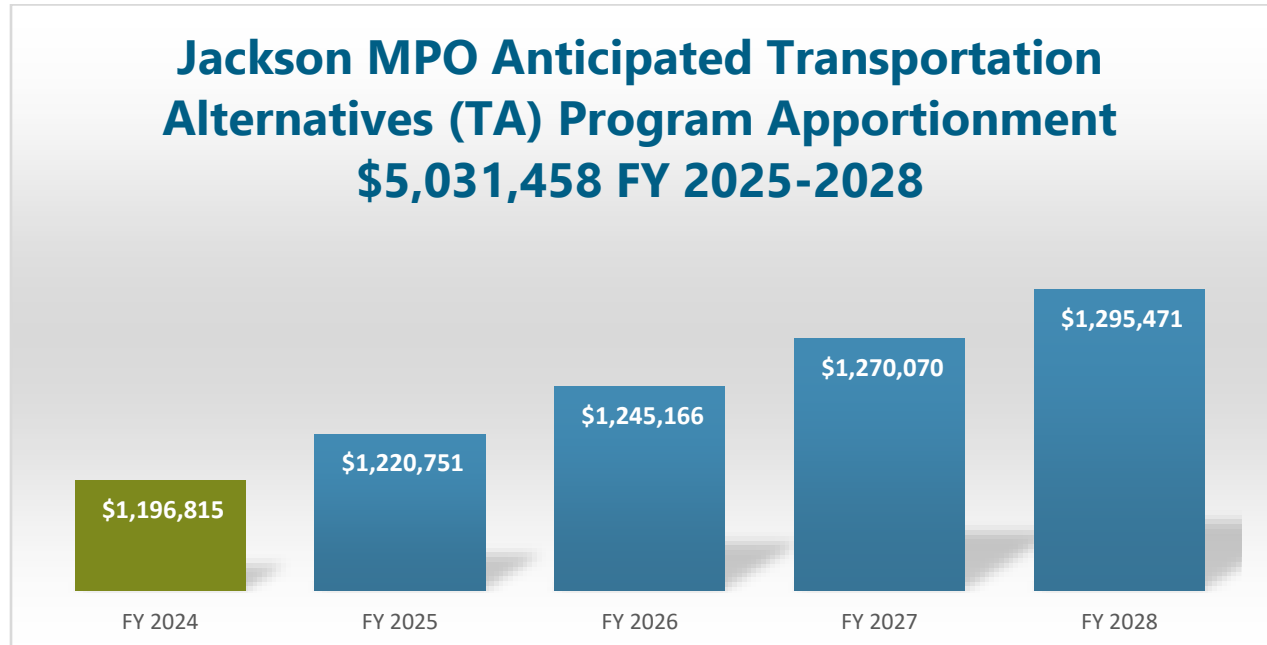
The most recent federal legislation, Infrastructure Investment and Jobs Act (IIJA) was signed into law on November 15, 2021. The IIJA is a long-term investment in infrastructure and the nation’s economy. It provides \$550 billion over fiscal years 2022 through 2026 in new Federal investment in infrastructure, including in roads, bridges, and mass transit, water infrastructure, resilience, carbon reduction, and broadband. For urbanized areas, a national formula is used to apportion funds to each State based on their urbanized area population as a ratio to the nation’s total urbanized area population. The funds are then allocated to each MPO from each State Department of Transportation. Once the Jackson MPO receives an allocation of funds, projects are selected to be placed in the TIP through the MPO’s project selection process outlined in the MPO’s Project Submittal Guidelines.

Table 2: 2025- 2028 TIP Funding Sources

Funding Program	Acronym	Available Through	Available To	Funding Ratio
Bridge Repair	BR	FHWA	State	80% Federal 20% State Match
Earmark	--	Congress	State & MPO	Determined by Congress
Federal Lands Access Programs	FLAP	FHWA	Eastern Federal Land	100% Federal
Federal Lands Transportation Program	FLTP	FHWA	Eastern Federal Land	100% Federal
Highway Infrastructure Program	HIP	FHWA	MPO & State	80% Federal 20% Local Match
Highway Safety Improvement program	HSIP	FHWA	State	80% Federal 20% State Match
Interstate Maintenance	IM	FHWA	State	90% Federal 10% State Match
National Highway System	NHS	FHWA	State	80% Federal 20% State Match
National Highway Performance Program	NHPP	FHWA	State	80% Federal 20% State Match
Section 5307 Urbanized Area Formula Program	FTA 5307	FTA	JTRAN	80% Federal 20% State/Local Match
Section 5339 Bus and Bus Facilities Program	FTA 5339	FTA	JTRAN	80% Federal 20% State/Local Match
Section 5339 c Discretionary Low or No Emission Program	FTA 5339c	FTA	JTRAN	90% Federal 10% Local Match
State Funded Program	SFP	State	State	100% State/Local
Safe Routes to School	SRTS	FHWA	State	80% Federal 20% State/Local
Surface Transportation Block Grant – MPO	STP/STBG -MPO	FHWA	MPO	80% Federal 20% Local Match
Surface Transportation Block Grant – State	STP/STBG	FHWA	State	80% Federal 20% Local Match
Transportation Alternatives – MPO	TA-MPO	FHWA	MPO	80% Federal 20% Local Match
Transportation Alternatives – State	TAP/TE	FHWA	State	80% Federal 20% Local Match
Carbon Reduction Program	CRP	FHWA	MPO & State	80% Federal 20% Local Match

Note: 100% Federal funding can be applied to some funding sources per 23 USC (c) as applicable.

In estimating revenues to be used for implementation of the 2025-2028 TIP, the MPO, MDOT, and the City of Jackson (JTRAN) must rely on current and anticipated revenue sources. In an effort to present reasonable estimates of available funding for future year projects, the Jackson MPO has elected to use a conservative approach in the estimation of projected available funding. Therefore, the most recent apportionment of Fiscal Year 2024 funding levels for STBG (FY 2024 apportionment \$10,330,763) and TA (FY 2024 apportionment \$1,196,815) funds were used as the base anticipated funding with a 2% inflation factor applied annually to project anticipated MPO revenues.



In addition to anticipated revenues, the 2025-2028 TIP includes the availability of carryover revenues that will be used to develop the remaining projects that were not “obligated” during the previous 2023-2026 TIP. In order to “obligate” these remaining carryover funds and develop the remaining projects they must be moved into the 2025-2028 TIP.

8.0 Public Participation

The Jackson MPO’s Public Participation Plan provides a list of activities and procedures the Jackson MPO follows to engage the public in the transportation planning process including specific actions that will be taken during the development of a new TIP document. Once a draft TIP document has been prepared, the MPO holds a 45-day public review and comment period along with county summit meetings. A public notice, as well as the draft TIP, are made available on CMPDD’s website, www.cmpdd.org. In addition, notices regarding the public comment period and county summit meetings are advertised in at least one newspaper with statewide circulation and a local publication that targets traditionally underserved populations within the urbanized area.

At the conclusion of the 45-day public comment period, the MPO hosts a meeting with the Intermodal Technical Committee to review all comments received and to seek a recommendation from the Intermodal Technical Committee to the Metropolitan Planning Policy Committee on whether to adopt the plan as presented. MPO staff review and respond to public comments and pass along all public input to the Intermodal Technical Committee and Metropolitan Planning Policy Committee for their consideration prior to a vote being held to adopt a new TIP.

If there is a “significant” difference from what was proposed in the draft TIP and the final TIP from comments received during the public review and comment period, an additional public comment period is held on the revised draft document. If there are no “significant” differences the Metropolitan Planning Policy Committee will be provided with a copy of the minutes from the Stakeholders

2025-2028 TIP DEVELOPMENT

45-Day Comment Period:
June 17, 2024 – August 2, 2024

Document Available Online:
cmpdd.org/public-notices/

Newspaper Notices Published:

Clarion Ledger:
Jackson Advocate:

Social Media Post Dates:

County Summit Meetings:
July 23, 24, 25, 2024

Stakeholders Committee Meeting: July, 2024

Intermodal Technical Committee Meeting:
August 7, 2024

Metropolitan Planning Policy Committee Meeting:
August 14, 2024

Committee and Intermodal Technical Committee as well as any public comments received for review and consideration prior to the draft TIP being presented for approval. Once the Metropolitan Planning Policy Committee has considered the minutes from each meeting, the draft TIP will be presented for approval. Upon approval, the final TIP is submitted to MDOT for inclusion in the STIP and approval by the Governor.



CMPDD SEEKS COMMENTS FOR THE PROPOSED 2025-2028 TRANSPORTATION IMPROVEMENT PROGRAM

The Central Mississippi Planning & Development District (CMPDD) invites the public to review and provide comments on the Draft 2025-2028 Transportation Improvement Program (TIP) for the Jackson Metropolitan Planning Organization. **The 45-day comment period will begin June 17, 2024 and end August 2, 2024.**

The TIP is a multi-year listing of planned transportation improvements that have received a commitment of funding from a combination of federal, state, and/or local sources. The draft TIP is available for review and comment at www.cmpdd.org/transportation/public-notice/ or during one of the come and go open house meetings hosted by CMPDD. Your comments, thoughts, and suggestions concerning the draft TIP will be documented and evaluated as part of the TIP planning process before it is finalized. The draft TIP will be considered for adoption by the Jackson Metropolitan Planning Organization during its August meetings.

WAYS TO PROVIDE YOUR COMMENTS:

- ✓ Use the Transportation Comments link provided on CMPDD’s website page, www.cmpdd.org/transportation/public-notice/
- ✓ Email CMPDD staff, mpo@cmpdd.org
- ✓ Mail written comments to CMPDD; 1020 Centre Pointe Blvd. Pearl, MS 39208
- ✓ Attend one of the Open House Meetings and complete a comment card:

Hinds County Tuesday, July 23, 2024 4p.m. – 6p.m. CMPDD 1170 Lakeland Drive Jackson, MS	Rankin County Wednesday, July 24, 2024 4p.m. – 6p.m. CMPDD 1020 Centre Pointe Blvd Pearl, MS	Madison County Thursday, July 25, 2024 4p.m. – 6p.m. Madison County Administrative Building Board Room, 1 st Floor 125 W. North Street Canton, MS
---	--	--

Auxiliary aids or special accommodations must be requested at least 7 days in advance of the meeting by contacting CMPDD at 601-981-1511 or by email at mpo@cmpdd.org. If assistance is needed locating a copy of the draft TIP or making a comment, contact CMPDD at (601)981-1511 or by email at mpo@cmpdd.org.

The draft TIP includes the Program of Projects (POP) for the Federal Transit Administration’s Urbanized Area Formula Program for funds administered by the City of Jackson as part of the operation and maintenance of JTRAN services. The proposed POP will be final unless revised as a result of public comments.

9.0 Changes to the TIP

Revisions to an adopted TIP are processed through the use of amendments or administrative modifications. These revisions can include adding a new project, deleting a project, moving a project phase forward or backward, increasing or decreasing available funding or revising the projects scope of work. A proposed “change” to the TIP can only be made through the use of an amendment or administrative modification. Once a request has been made to change the TIP, MPO staff will review the request and determine the appropriate method for processing the change, whether by amendment or administrative modification. Appendix B provides a flow chart used by MPO staff to determine whether a project should be processed as an amendment or a modification.

9.1 Amendment

Between full updates to the TIP, the need may arise to amend the program to include new projects or change existing projects. When a request is made to change the TIP, it is processed as an amendment if it is a major change to the scope of the project. Examples of changes that should be processed as amendments are:

- A major change in the total project cost (excluding grouped projects) that exceeds cost change thresholds. See details for project cost change thresholds in Appendix B.
- Adding a new project or deleting an existing project.
- A major change in the project scope; including but not limited to, change in the number of lanes, change in project termini, adding or removing proposed non-motorized facilities.

All proposed amendments to the TIP may be considered at each meeting of the Intermodal Technical and Metropolitan Planning Policy Committees held quarterly, provided that the following conditions are met:

- Proposed amendments must be posted on the MPO website (www.cmpdd.org) for a period of not less than 10 days prior to the date of the next scheduled Intermodal Technical Committee meeting to provide enough time, in accordance with the MPO's adopted Public Participation Plan, for public review and comment.
- The MPO website will advise to the public the time, date, and location of the next Intermodal Technical Committee meeting and the ways the public can comment on the proposed amendment(s).
- The Intermodal Technical Committee will review the proposed amendment and citizen input, in accordance with the requirements in the Public Participation Plan as it relates

to TIP amendments and make a recommendation to approve or deny approval of the proposed amendment to the Metropolitan Planning Policy Committee.

- Should any person not agree with the recommendation(s) of the Intermodal Technical Committee regarding the proposed amendment(s) they may appear before the Metropolitan Planning Policy Committee to provide comments.
- The Metropolitan Planning Policy Committee considers the recommendation made by the Intermodal Technical Committee and any public comments received prior to taking action on the proposed amendment.
- Upon Metropolitan Planning Policy Committee approval, the amendment is submitted to MDOT to be added to the STIP.

9.2 Administrative Modification

A requested change to the TIP is processed as an administrative modification if the proposed change to the scope of the project is minor (Example: A project phase needs to change the Fiscal Year of the project from Fiscal Year 2025 to Fiscal Year 2027). Administrative modifications do not require a public review and comment period and may be processed by MPO staff as needed. Some examples of requested changes that should be processed as administrative modifications are:

- Any changes made to a grouped project category.
- A minor change in the total project cost. (See details for project cost change thresholds in Appendix B.)
- A minor change in project description/termini that is for clarification and does not change the project scope.
- Corrections to a minor data entry.
- Splits or combines projects without modifying the original project design, concept and scope or creating project segmentation.
- Moves a project from federal funding to state funding.
- Shifts the schedule of a project or phase within the years covered by the TIP.

Once an administrative modification or an amendment has been processed by the MPO, the TIP document is updated to include any changes that have been made. The FY 2025-2028 TIP Modification and Amendment Table located on CMPDD's website,

www.cmpdd.org/transportation-improvement-program-tip/, details all changes made to the TIP once the original document is approved by FHWA and FTA.

10.0 Projects Implemented Through the Previous FY 2023-2026 TIP

Metropolitan Planning guidelines require the TIP to contain a list of major projects from the previous TIP that were implemented as well as any projects that experienced significant delays in their planned implementation. It is the goal of the MPO to efficiently utilize federal grant funds allocated to this region in a timely manner. Since 2015 the MPO's Prospectus document (organization's bylaws) has outlined project management guidelines for projects awarded MPO grant funding. The guidelines outline various target dates that must be met for each phase (environmental clearance, right-of-way acquisition, or plans specifications and estimate assembly) of developing a project. The length of time given for each phase varies based upon the complexity and type of project receiving a commitment of grant funds from the Jackson MPO to ensure projects are continuously moving forward toward construction. The MPO's previous TIP, the 2023-2026 TIP for the Jackson Urbanized Area, was approved and began implementing projects October 1, 2022. Based upon the projects included in the 2023-2026 TIP, eighteen projects sponsored by Local Public Agencies (LPAs) with a commitment of \$15,365,903 in federal MPO grant funds or earmark/discretionary grant funding were advanced to the implementation phase and given authority to advertise for bids. Table 3 provides a list of projects from the previous TIP that were advanced to construction/implementation and are either currently complete or under various levels of construction/design.

None of the projects programmed in the 2023-2026 TIP experienced significant delays in their planned implementation. Any carryover projects from the 2023-2026 TIP into this 2025-2028 TIP were originally scheduled for implementation after fiscal year 2024.

Table 3: 2023-2026 TIP LPA Projects Advanced to Implementation

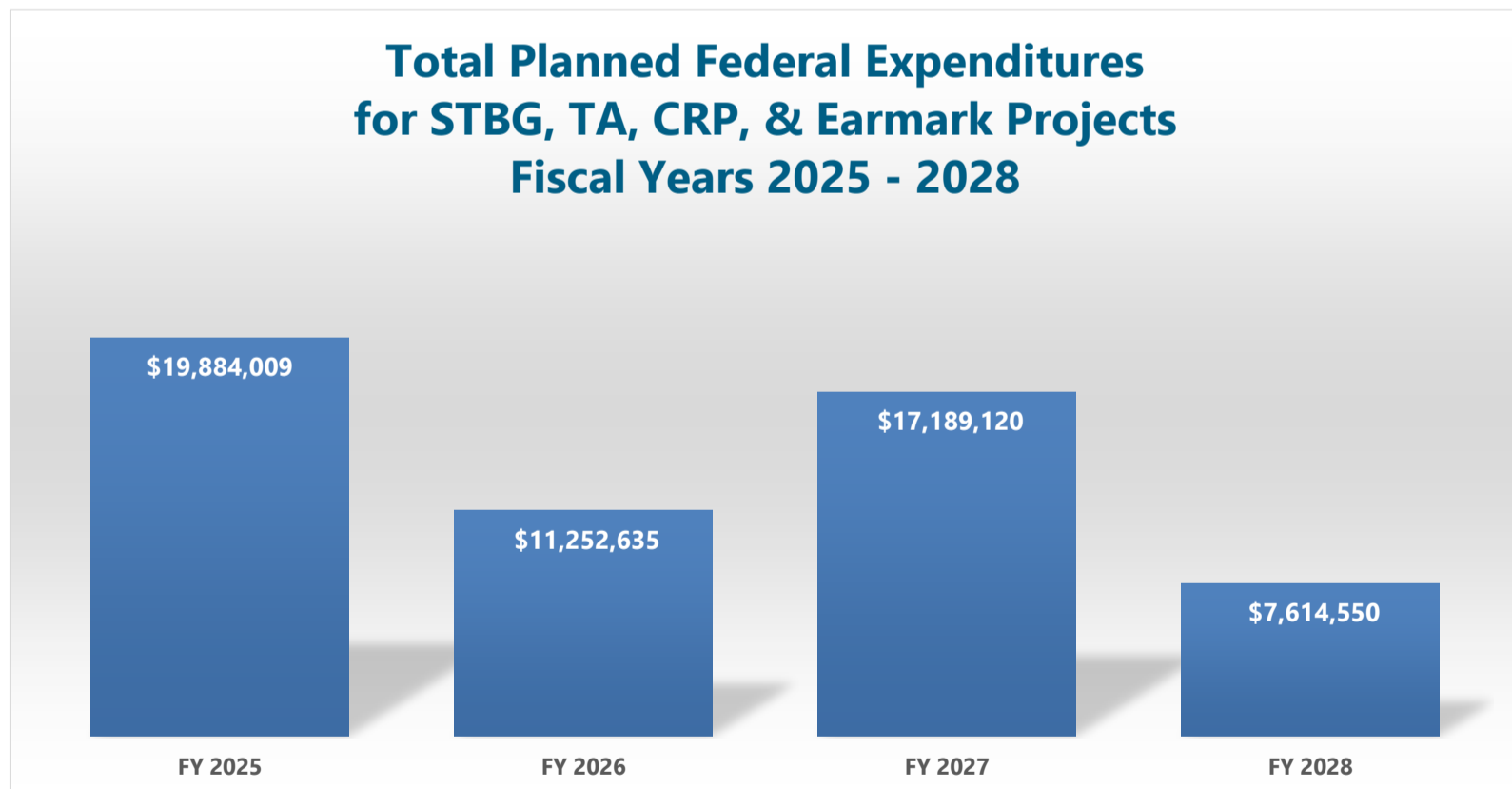
Project	Jurisdiction	Federal Funds Obligated	Type of Funds
Little J Rail Trail Project	Jackson	\$198,756	Earmark
Various Overlays: Cross Park Drive, Old Brandon Road, Fox Hall Road, Weems Street	Pearl	\$1,040,104	MPO-STBG
Traffic Signal Upgrades U.S 80 at U.S. 49/468 and Pearson Road at Phillips Lane	Pearl	\$396,000	MPO-STBG
Gary Road Bridge Replacement	Byram	\$265,000	MPO-STBG
Traffic Signal Upgrades U.S. 80 at Stonegate and Woodgate Drives	Brandon	\$1,399,879	MPO-STBG
East Countyline Road Overlay	Ridgeland	\$1,475,629	MPO-STBG
Pearl-Richland Intermodal Connector Phase II – PE Phase	Pearl-Richland Intermodal Commission	\$368,671	Earmark
Overlay Pocahontas Road	Flora	\$479,471	MPO-STBG
New Traffic Signal with Geometric Improvements Highland Colony Parkway and Lake Castle Road	Madison	\$637,493	MPO-STBG
New Traffic Signal Highland Colony Parkway and Madison Central Drive	Madison	\$282,159	MPO-STBG
Overlay Eagle Post Road	Florence	\$717,200	MPO-STBG
Catlett Road Widening	Madison County	\$2,591,971	MPO-STBG
Overlay Old Fannin Road	Rankin County	\$1,674,750	MPO-STBG
Bozeman Road Widening	Madison County	\$3,000,000	MPO-HIP
Luckney Road Multi-Use Path	Flowood	\$168,395	MPO-TA
Marquette Road Multi-Use Path	Brandon	\$670,425	MPO-TA

11.0 Jackson MPO – LPA Sponsored Projects

SECTION 11
JACKSON MPO - LPA SPONSORED PROJECTS

Funding & Expenditures Fiscal Years 2025 - 2028

Funding Sources	Fiscal Year 2025	Fiscal Year 2026	Fiscal Year 2027	Fiscal Year 2028	Total
Carry Over Funds (Federal MPO-STBG)	\$ 55,170,176	\$ 55,138,992	\$ 55,234,483	\$ 55,248,451	\$ 55,170,176
Annual STBG Apportionment (Revenue)	\$ 10,537,378	\$ 10,748,126	\$ 10,963,088	\$ 11,182,350	\$ 43,430,942
TOTAL STBG FUNDS	\$ 65,707,554	\$ 65,887,118	\$ 66,197,571	\$ 66,430,801	\$ 98,601,118
STBG - State/Local Funds	\$ 2,191,015	\$ 3,235,415	\$ 43,867,530	\$ 22,519,659	\$ 71,813,619
MPO STBG EXPENDITURES	\$ 10,568,562	\$ 10,652,635	\$ 10,949,120	\$ 7,614,550	\$ 39,784,867
Carry Over Funds (Federal MPO-TA)	\$ 4,642,821	\$ 5,304,016	\$ 6,549,182	\$ 7,819,252	\$ 4,642,821
Annual TA Apportionment (Revenue)	\$ 1,220,751	\$ 1,245,166	\$ 1,270,070	\$ 1,295,471	\$ 5,031,458
TOTAL MPO-TA FUNDS	\$ 5,863,572	\$ 6,549,182	\$ 7,819,252	\$ 9,114,723	\$ 9,674,279
TA - State/Local Funds	\$ 559,556	\$ -	\$ -	\$ -	\$ 559,556
TA EXPENDITURES	\$ 559,556	\$ -	\$ -	\$ -	\$ 559,556
Carry Over Funds (MPO-CRP)	\$ 3,669,652	\$ 1,971,413	\$ 2,761,806	\$ 4,078,006	\$ 3,669,652
Annual MPO-CRP Apportionment (Revenue)	\$ 1,265,091	\$ 1,290,393	\$ 1,316,200	\$ 1,342,524	\$ 5,214,208
TOTAL MPO-CRP FUNDS	\$ 4,934,743	\$ 3,261,806	\$ 4,078,006	\$ 5,420,530	\$ 17,695,085
MPO-CRP - State/Local Funds	\$ 898,328	\$ -	\$ -	\$ -	\$ 898,328
MPO-CRP EXPENDITURES	\$ 2,963,330	\$ 500,000	\$ -	\$ -	\$ 3,463,330
Carry Over Funds (Earmark/Other)	\$ 12,132,561	\$ 6,340,000	\$ 6,240,000	\$ -	\$ 12,132,561
Earmark/Other Apportionment (Revenue)	\$ -	\$ -	\$ -	\$ -	\$ -
TOTAL EARMARK/OTHER - FUNDS	\$ 12,132,561	\$ 6,340,000	\$ 6,240,000	\$ -	\$ 12,132,561
Earmark/Other - State/Local Funds	\$ 4,948,140	\$ 25,000	\$ 15,210,000	\$ -	\$ 20,183,140
EARMARK/OTHER EXPENDITURES	\$ 5,792,561	\$ 100,000	\$ 6,240,000	\$ -	\$ 12,132,561
TOTAL FEDERAL FUNDING	\$ 88,638,430	\$ 82,038,106	\$ 84,334,829	\$ 80,966,054	\$ 138,103,043
TOTAL FEDERAL EXPENDITURES	\$ 19,884,009	\$ 11,252,635	\$ 17,189,120	\$ 7,614,550	\$ 55,940,314
BALANCE	\$ 68,754,421	\$ 70,785,471	\$ 67,145,709	\$ 73,351,504	\$ 82,162,729





**JACKSON METROPOLITAN PLANNING ORGANIZATION (MPO)
2023 - 2026 TRANSPORTATION IMPROVEMENT PROGRAM
GROUPED PROJECTS**

BRIDGE REPLACEMENT

Agency: Fund Source:

Fiscal Year:	Federal Share:	State/Local Share:	Total Funds
2025	\$2,760,000	\$690,000	\$3,450,000
2026	\$749,560	\$321,240	\$1,070,800
2027	\$1,213,000	\$303,250	\$1,516,250
2028	\$1,132,000	\$283,000	\$1,415,000
SUB-TOTAL	\$5,854,560	\$1,597,490	\$7,452,050

OPERATIONS/MAINTENANCE/MINOR RECONSTRUCTION

Agency: Fund Source:

Fiscal Year:	Federal Share:	State/Local Share:	Total Funds
2025	\$2,295,179	\$772,482	\$3,067,661
2026	\$9,235,175	\$2,641,325	\$11,876,500
2027	\$1,131,900	\$485,100	\$1,617,000
2028	\$0	\$0	\$0
SUB-TOTAL	\$12,662,254	\$3,898,907	\$16,561,161

SAFETY

Agency: Fund Source:

Fiscal Year:	Federal Share:	State/Local Share:	Total Funds
2025	\$6,044,380	\$1,018,778	\$7,063,158
2026	\$1,167,900	\$397,850	\$1,565,750
2027	\$4,484,220	\$1,699,180	\$6,183,400
2028	\$0	\$0	\$0
SUB-TOTAL	\$11,696,500	\$3,115,808	\$14,812,308

TRANSPORTATION ALTERNATIVES

Agency: Fund Source:

Fiscal Year:	Federal Share:	State/Local Share:	Total Funds
2025	\$2,509,556	\$1,047,056	\$3,556,612
2026	\$0	\$0	\$0
2027	\$0	\$0	\$0
2028	\$0	\$0	\$0
SUB-TOTAL	\$2,509,556	\$1,047,056	\$3,556,612

The projects contained in this "Grouped" list are not individually listed in the TIP. These projects individually or cumulatively have no significant environmental impact and therefore are deemed Categorical Exclusions.



**METROPOLITAN PLANNING ORGANIZATION (MPO)
2025-2028 TRANSPORTATION IMPROVEMENT PROGRAM
INDIVIDUALLY LISTED GROUPED PROJECTS**

Operations/Maintenance/Minor Reconstruction Grouped Projects

<u>LPA</u>	<u>Project</u>	<u>Termini</u>	<u>STBG Funds</u>	<u>Federal Share</u>	<u>Local Funds</u>	<u>Local Share</u>	<u>Construction Date</u>
Jackson	State Street	Town Creek bridge to 625 ft. north of Rankin Street	\$1,182,529	80%	\$295,632	20%	2025
Madison	Rice Road	Madison City Limits to Hoy Road	\$1,112,650	70%	\$476,850	30%	2025
Clinton	Springridge Road	Woodchase Park Drive to I-20	\$443,625	70%	\$190,125	30%	2026
Clinton	Clinton Blvd.	College Street to Shaw Road	\$908,750	70%	\$388,750	30%	2026
Gluckstadt	Calhoun Station Parkway	Gluckstadt Road to Church Road	\$759,000	80%	\$189,750	20%	2026
Byram	Terry Road	Siwell Road to Jackson City Limits	\$513,800	70%	\$220,200	30%	2026
Jackson	McDowell Road Ext.	Raymond Road to Suncrest Drive	\$2,700,000	80%	\$675,000	20%	2026
Ridgeland	Lake Harbour Drive	Christine Drive to Northpark Drive	\$3,910,000	80%	\$977,500	20%	2026
Rankin County	Old Highway 49	Cleary Road to Old Hwy 49 at Old Hwy 49	\$1,131,900	70%	\$485,100	30%	2027
SUB-TOTAL			\$12,662,254		\$3,898,907		

Safety Grouped Projects

<u>LPA</u>	<u>Project</u>	<u>STBG /CRP Funds</u>	<u>Federal Share</u>	<u>Local Funds</u>	<u>Local Share</u>	<u>Construction Date</u>
Jackson	Traffic Signal Upgrades Group A	\$1,400,000	100%	\$0	0%	2025
Jackson	Traffic Signal Upgrades Group B	\$1,400,000	100%	\$0	0%	2025
Richland*	Old Hwy 49 at Aerosmith Drive and Carrier Blvd. New Traffic Signal*	\$268,347	100%	\$0	0%	2025
Richland*	Old Hwy 49 at Aerosmith Drive and Carrier Blvd. Geometric Improvements*	\$2,694,983	75%	\$898,328	25%	2025
Madison	Hwy 463 Crawford Street to Main Street Geometric Improvements	\$281,050	70%	\$120,450	30%	2025
Pearl	Hwy 468 I-20 to Murray Drive Raised Median Extension	\$77,000	70%	\$33,000	30%	2026
Pearl	U.S. 80 Bierdeman Road to McLaurin Mart Raised Median	\$515,900	70%	\$221,100	30%	2026
Ridgeland	I-55 and Old Agency LED Lighting Upgrades & Traffic Monitoring System	\$75,000	80%	\$18,750	20%	2026
Ridgeland*	I-55 and Old Agency LED Lighting Upgrades*	\$500,000	80%	\$125,000	20%	2026
Flowood	New Traffic Signal with Geometric Improvements Hugh Ward Blvd. at Manship Road	\$1,256,000	80%	\$314,000	20%	2027
Brandon	U.S. 80 Geometric Crossover Improvements at Gateway Drive	\$621,120	80%	\$155,280	20%	2027
Brandon	U.S. 80 Geometric Crossover Improvements at Brandon Post Office	\$680,800	80%	\$170,200	20%	2027
Brandon	U.S. 80 Geometric Crossover Improvements at TrustCare	\$572,800	80%	\$143,200	20%	2027
Brandon	U.S. 80 Geometric Crossover improvements at Brandon Police Department	\$616,000	80%	\$154,000	20%	2027
Madison County	Yandell Road at N. Old Canton Road New Traffic Signal with Geometric Improvements	\$737,500	49%	\$762,500	51%	2027
SUB-TOTAL			\$11,696,500		\$3,115,808	

* MPO Carbon Reduction Program (CRP) Funds have been allocated to this project subject to FHWA eligibility approval

Bridge Replacement Grouped Projects

<u>LPA</u>	<u>Project</u>	<u>STBG Funds</u>	<u>Federal Share</u>	<u>Local Funds</u>	<u>Local Share</u>	<u>Construction Date</u>
Jackson	Officer Thomas Catchings Drive Bridge Replacement SAP 25-247	\$1,380,000	80%	\$345,000	20%	2025
Jackson	Monument Street Bridge Replacement SAP25-110	\$1,380,000	80%	\$345,000	20%	2025
Byram	Davis Road Bridge Replacement #25-047	\$749,560	70%	\$321,240	30%	2026
Jackson	Dixon Road Bridge Replacement #25-102	\$1,213,000	80%	\$303,250	20%	2027
Jackson	McCluer Road Bridge Replacement #25-157	\$1,132,000	80%	\$283,000	20%	2028
SUB-TOTAL			\$5,854,560		\$1,597,490	

Transportation Alternatives Program Grouped Projects

<u>LPA</u>	<u>Project</u>	<u>TA Funds</u>	<u>Federal Share</u>	<u>Local Funds</u>	<u>Local Share</u>	<u>Construction Date</u>
Flowood	East Metro Parkway to Liberty Road Multi-Use Path	\$559,556	50%	\$559,556	50%	2025
Jackson	Medgar and Myrlie Evers Home Pedestrian improvements - MDOT TA	\$450,000	80%	\$112,500	20%	2025
Richland	U.S. Highway 49 Pedestrian Bridge - MDOT TA	\$1,500,000	80%	\$375,000	20%	2025
SUB-TOTAL			\$2,509,556		\$1,047,056	



JACKSON METROPOLITAN PLANNING ORGANIZATION (MPO) 2025 - 2028 TRANSPORTATION IMPROVEMENT PROGRAM (TIP)

County:	HINDS	Responsible Agency:	CITY OF JACKSON
Project:	480027	Fund Source:	EARMARK/LOCAL
Year Apportioned:			
Route:	LYNCH ST. PHASE 2; Detail 2 Little J Rail Trail	Project Length	1.70
Total Project Cost:	\$2,303,201		
Termini:	Detail 2: Intersection of Valley Street and Lynch Street to Hwy 80 near Utica Street		
Scope of Work:	Detail 2: Shared use trail and related improvements		

Project Detail:	Fiscal Year:	Description:	Federal Share:	State/Local Share:	Total Cost Estimate:
480027/0002	2024	ENV,DESIGN	\$180,000	\$45,000	\$225,000
480027/002	2025	CON	\$1,662,561	\$415,640	\$2,078,201
SUB-TOTAL FOR PROJECT 480027			\$1,842,561	\$460,640	\$2,303,201





JACKSON METROPOLITAN PLANNING ORGANIZATION (MPO) 2025 - 2028 TRANSPORTATION IMPROVEMENT PROGRAM (TIP)

County: Responsible Agency:

Project: Fund Source: Year Apportioned:

Route: Project Length Total Project Cost:

Termini:

Scope of Work:

Project Detail:	Fiscal Year:	Description:	Federal Share:	State/Local Share:	Total Cost Estimate:
510026/001	2023	ENV	\$0	\$25,000	\$25,000
510026/001	2024	DESIGN, ROW	\$0	\$602,500	\$602,500
510026/001	2025	CON	\$2,432,333	\$608,083	\$3,040,416
SUB-TOTAL FOR PROJECT 510026			\$2,432,333	\$1,235,583	\$3,667,916

Note: MPO STBG funding includes Federal Share 80%; Local Share 20%

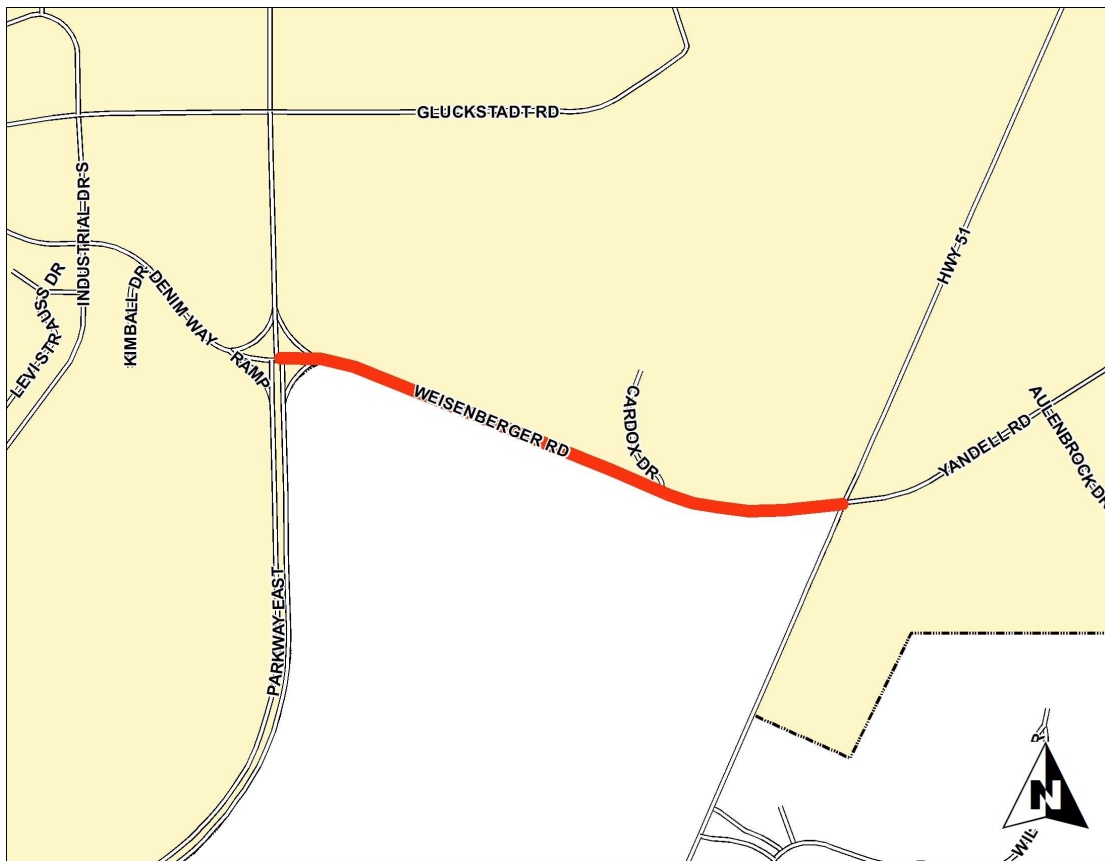




JACKSON METROPOLITAN PLANNING ORGANIZATION (MPO) 2025 - 2028 TRANSPORTATION IMPROVEMENT PROGRAM (TIP)

County:	MADISON	Responsible Agency:	MADISON COUNTY
Project:	510029	Fund Source:	STBG-MPO/Local
Year Apportioned:			
Route:	Weisenberger Road	Project Length:	0.00
Total Project Cost:	\$11,900,000		
Termini:	U.S. 51 to Parkway East		
Scope of Work:	Widening Weisenberger Road from two lanes to five lanes with geometric intersection improvements at U.S. 51 and Weisenberger Road		

Project Detail:	Fiscal Year:	Description:	Federal Share:	State/Local Share:	Total Cost Estimate:
510029/001	2025	ENV, DESIGN, ROW		\$2,300,000	\$2,300,000
510029/001	2027	CON	\$2,720,000	\$6,880,000	\$9,600,000
SUB-TOTAL FOR PROJECT 510029			\$2,720,000	\$9,180,000	\$11,900,000



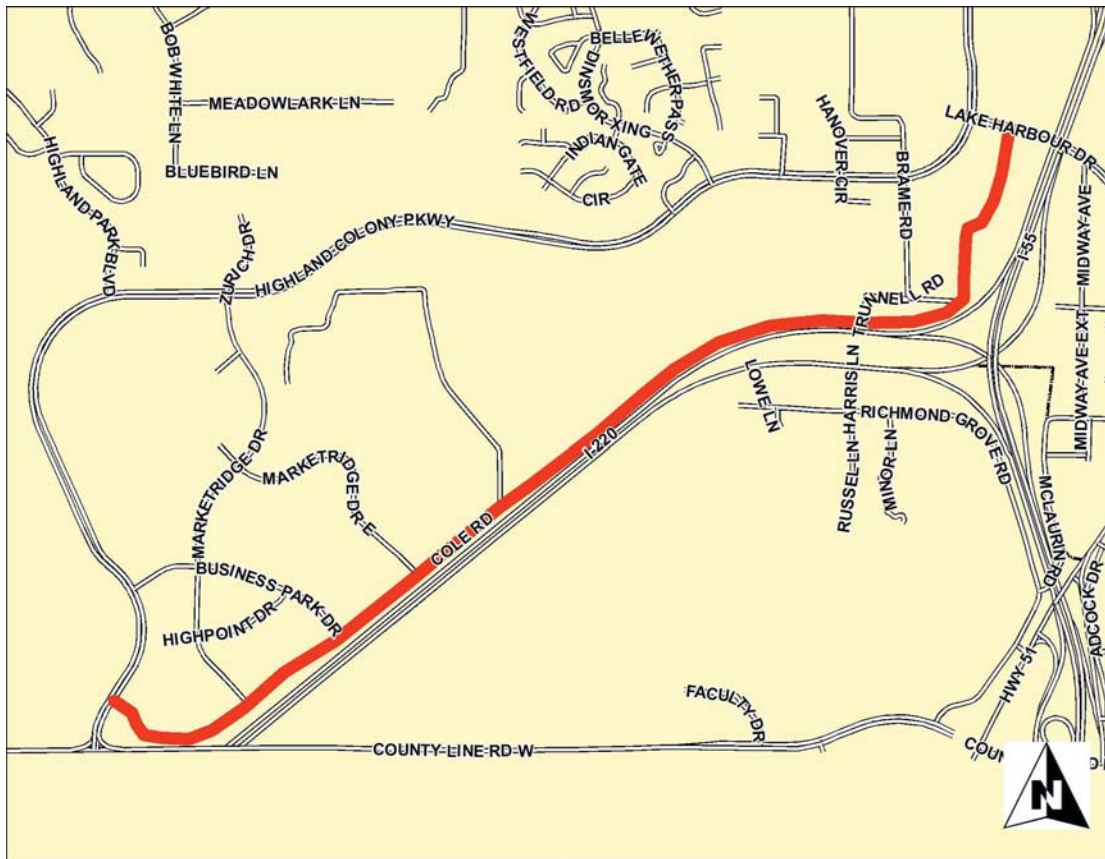


JACKSON METROPOLITAN PLANNING ORGANIZATION (MPO) 2025 - 2028 TRANSPORTATION IMPROVEMENT PROGRAM (TIP)

County:	MADISON	Responsible Agency:	CITY OF RIDGELAND
Project:	510030	Fund Source:	STBG-MPO/Local/Earmark
Year Apportioned:			
Route:	Highland Commerce Drive Connector	Project Length	2.60
Total Project Cost:	\$41,900,000		
Termini:	Highland Colony Parkway to Lake Harbour Drive Extension		
Scope of Work:	Widening/New Construction with a Multi-Use Trail		

Project Detail:	Fiscal Year:	Description:	Federal Share:	State/Local Share:	Total Cost Estimate:
510030/001	2025	ROW	\$2,000,000	\$4,000,000	\$6,000,000
510030/001	2027	CON	\$1,400,000	\$34,500,000	\$35,900,000
SUB-TOTAL FOR PROJECT 510030			\$3,400,000	\$38,500,000	\$41,900,000

Note: Federal funds include MPO-STBG \$1,400,000 and HIP-earmark \$2,000,000 (P.L. 118-42, March 2024)





JACKSON METROPOLITAN PLANNING ORGANIZATION (MPO) 2025 - 2028 TRANSPORTATION IMPROVEMENT PROGRAM (TIP)

County: Responsible Agency:

Project: Fund Source: Year Apportioned:

Route: Project Length: Total Project Cost:

Termini:

Scope of Work:

Project Detail:	Fiscal Year:	Description:	Federal Share:	State/Local Share:	Total Cost Estimate:
510031/001	2025	ENV, DESIGN, ROW	\$0	\$2,050,000	\$2,050,000
510031/001	2028	CON	\$3,481,050	\$3,481,050	\$6,962,100
SUB-TOTAL FOR PROJECT 510031			\$3,481,050	\$5,531,050	\$9,012,100

Note: MPO-STBG funding includes Federal Share 50%; Local Share 50%





JACKSON METROPOLITAN PLANNING ORGANIZATION (MPO) 2025 - 2028 TRANSPORTATION IMPROVEMENT PROGRAM (TIP)

County:	MADISON	Responsible Agency:	CITY OF MADISON
Project:	510032	Fund Source:	Earmark/Local
Year Apportioned:			
Route:	Madison Avenue	Project Length:	0.20
Total Project Cost:	\$1,520,000		
Termini:	CN Railroad to U.S. 51		
Scope of Work:	Madison Avenue Widening from railroad to U.S. 51		

Project Detail:	Fiscal Year:	Description:	Federal Share:	State/Local Share:	Total Cost Estimate:
510032/001	2025	ENV,DESIGN	\$0	\$120,000	\$120,000
510032/001	2026	ROW	\$80,000	\$20,000	\$100,000
510032/001	2027	CON	\$1,040,000	\$260,000	\$1,300,000
SUB-TOTAL FOR PROJECT 510032			\$1,120,000	\$400,000	\$1,520,000



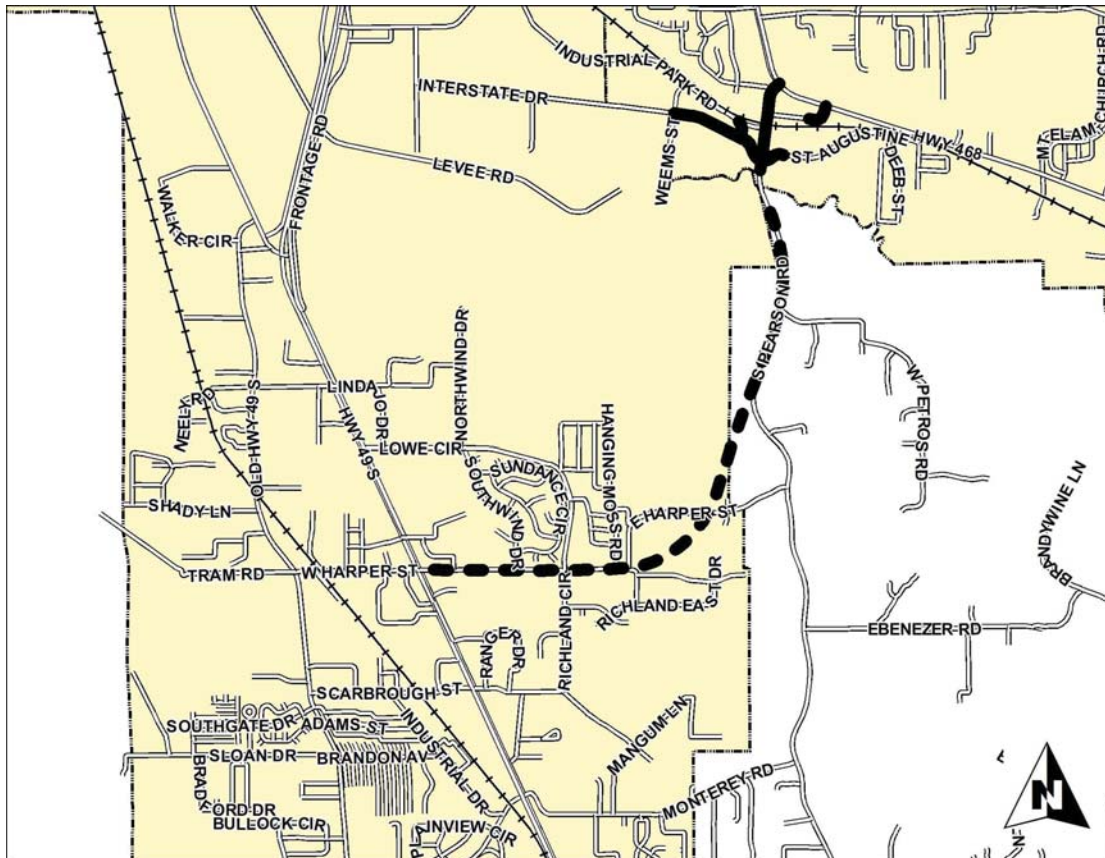


JACKSON METROPOLITAN PLANNING ORGANIZATION (MPO) 2025 - 2028 TRANSPORTATION IMPROVEMENT PROGRAM (TIP)

County:	RANKIN	Responsible Agency:	Pearl Richland Intermodal Commission	
Project:	540061	Fund Source:	Earmark / Local	Year Apportioned:
Route:	Pearl Richland Intermodal Connector Phase II	Project Length	1.90	Total Project Cost:
				\$24,900,000
Termini:	Richland Creek (Pearson Road) to US 49			
Scope of Work:	Phase II will continue the Intermodal Connector by widening Pearson Road to 4-lanes and constructing a new 4-lane road to connect with US 49			

Project Detail:	Fiscal Year:	Description:	Federal Share:	State/Local Share:	Total Cost Estimate:
540061/001	2023	PE	\$750,000	\$187,500	\$937,500
540061/001	2023	ENV	\$250,000	\$62,500	\$312,500
540061/001	2024	ROW	\$4,000,000	\$1,000,000	\$5,000,000
540061/001	2027	CON	\$4,000,000	\$14,650,000	\$18,650,000
SUB-TOTAL FOR PROJECT 540061			\$9,000,000	\$15,900,000	\$24,900,000

Note: Earmark funds awarded in 2023 and 2024 Appropriation Bills





JACKSON METROPOLITAN PLANNING ORGANIZATION (MPO) 2025 - 2028 TRANSPORTATION IMPROVEMENT PROGRAM (TIP)

County: Responsible Agency:

Project: Fund Source: Year Apportioned:

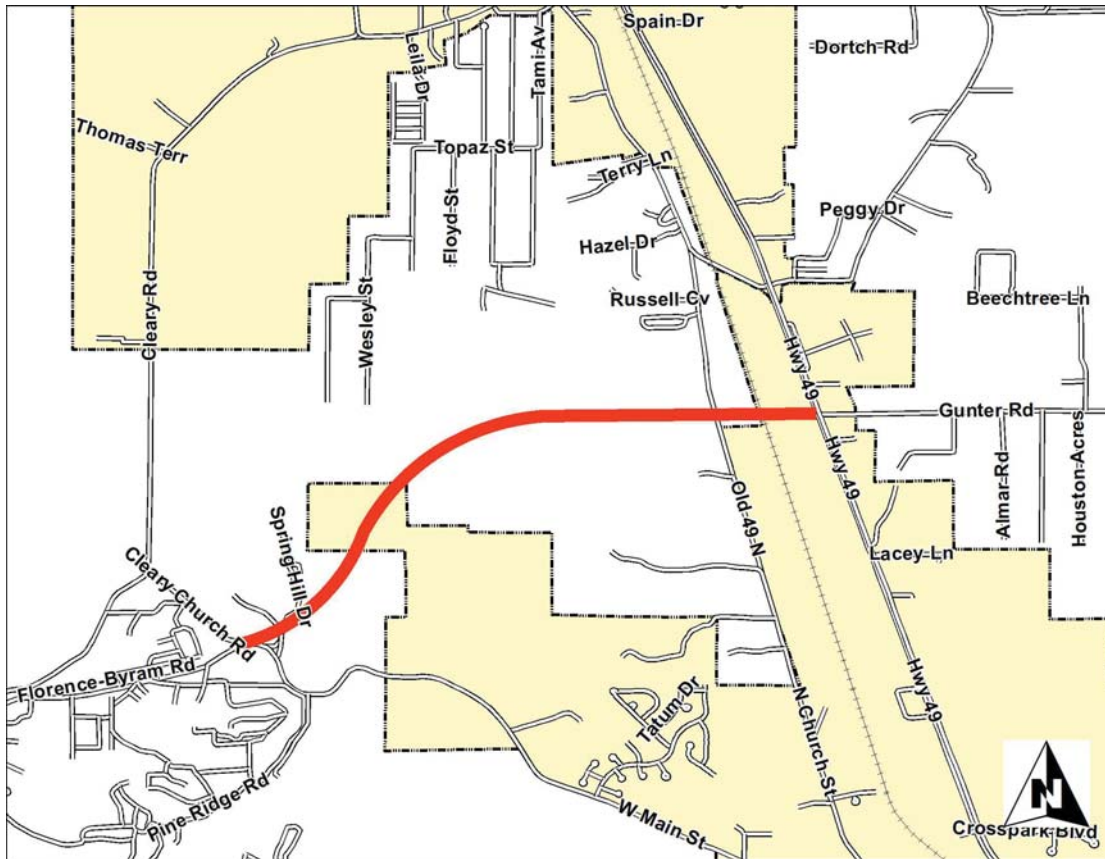
Route: Project Length Total Project Cost:

Termini:

Scope of Work:

Project Detail:	Fiscal Year:	Description:	Federal Share:	State/Local Share:	Total Cost Estimate:
540081/0001	2028	CON	\$3,001,500	\$10,821,545	\$13,823,045
540081/002	2028	CON	\$0	\$7,755,609	\$7,755,609
SUB-TOTAL FOR PROJECT 540081			\$3,001,500	\$18,577,154	\$21,578,654

Note: STBG - MPO funding includes Federal Share 50%; Local Share 50%
 Phase I: Florence-Byram Rd. to Old Hwy 49 project detail 540081/001
 Phase II: Old Hwy 49 to US Hwy 49 project detail 540081/002





JACKSON METROPOLITAN PLANNING ORGANIZATION (MPO) 2025 - 2028 TRANSPORTATION IMPROVEMENT PROGRAM (TIP)

County: Responsible Agency:

Project: Fund Source: Year Apportioned:

Route: Project Length Total Project Cost:

Termini:

Scope of Work:

Project Detail:	Fiscal Year:	Description:	Federal Share:	State/Local Share:	Total Cost Estimate:
540084/001	2025	ENV	\$20,000	\$5,000	\$25,000
540084/001	2025	DESIGN	\$160,000	\$40,000	\$200,000
540084/001	2026	ROW	\$20,000	\$5,000	\$25,000
540084/001	2027	CON	\$1,200,000	\$300,000	\$1,500,000
SUB-TOTAL FOR PROJECT 540084			\$1,400,000	\$350,000	\$1,750,000



12.0 The Jackson MPO – Transit Sponsored Projects

TRANSPORTATION IMPROVEMENT PROGRAM FOR THE JACKSON URBANIZED AREA
FTA TRANSIT PROJECTS
JACKSON, HINDS, RANKIN, MADISON
Urbanized Areas over 200,000

FISCAL YEAR 2025-2028

SECTION 5307 URBANIZED AREA FORMULA PROGRAM

Num.	Description	Grantee	Year	Four Year Program Planned				Total	Comments /Carry Over			
				Apportioned								
480031	Preventative Maintenance	Jackson	FY2024		2025	2026	2027	2028	Est. Cost	FY24 apportionment amount is available and will be programmed for fiscal years FY25-26.		
				Federal	\$699,934				\$699,934			
				Local Match	\$151,051				\$151,051			
				Total	\$850,985	\$0	\$0	\$0	\$850,985			
						Four Year Program Planned				Total	Comments /Carry Over	
						2025	2026	2027	2028	Est. Cost		
					FY2025	Federal		\$734,931	\$385,839		\$1,120,770	FY25 apportionment amount is not available and will be programmed for fiscal years FY26-27.
						Local Match		\$183,733	\$96,460		\$280,193	
						Total	\$0	\$918,664	\$482,299	\$0	\$1,400,963	
							Four Year Program Planned				Total	
						2025	2026	2027	2028	Est. Cost		
					FY2026	Federal			\$385,839	\$734,931	\$1,120,770	FY26 apportionment amount is not available and will be programmed for fiscal years FY27-28.
		Local Match				\$96,460	\$183,733	\$280,193				
		Total	\$0	\$0		\$482,299	\$918,664	\$1,400,963				
			Four Year Program Planned				Total	Comments /Carry Over				
			2025	2026	2027	2028	Est. Cost					
									\$3,652,911 total Federal/Local share FY 25-28			
480032	Non Fixed Route ADA Paratransit Service	Jackson	FY2024		2025	2026	2027	2028	Est. Cost	FY24 apportionment amount is available and will be programmed for fiscal years FY25-26.		
				Federal	\$199,673				\$199,673			
				Local Match	\$49,918				\$49,918			
				Total	\$249,591	\$0	\$0	\$0	\$249,591			
						Four Year Program Planned				Total	Comments /Carry Over	
						2025	2026	2027	2028	Est. Cost		
					FY2025	Federal		\$209,657			\$209,657	FY25 apportionment amount is not available and will be programmed for fiscal years FY26-27.
						Local Match		\$52,414			\$52,414	
						Total	\$0	\$262,071	\$0	\$0	\$262,071	
							Four Year Program Planned				Total	
						2025	2026	2027	2028	Est. Cost		
					FY2026	Federal			\$215,946		\$215,946	FY26 apportionment amount is not available and will be programmed for fiscal years FY27.
		Local Match				\$53,987		\$53,987				
		Total	\$0	\$0		\$269,933	\$0	\$269,933				
			Four Year Program Planned				Total	Comments /Carry Over				
			2025	2026	2027	2028	Est. Cost					
									\$781,595 total Federal/Local share FY 25-28			

Num.	Description	Grantee	Year Apportioned	Four Year Program Planned				Total Est. Cost	Comments /Carry Over			
				2025	2026	2027	2028					
480034	Operations Assistance	Jackson	FY2024	Federal	\$2,076,152				\$2,076,152	FY 24 apportionment amount is available and will be programmed for fiscal year FY25-26.		
				Local Match	\$2,076,152				\$2,076,152			
				Total	\$4,152,304	\$0	\$0	\$0	\$4,152,304			
				Four Year Program Planned				Total				
			FY2025	2025	2026	2027	2028	Est. Cost	FY25 apportionment amount is not available and will be programmed for fiscal years FY26-27.			
				Federal		\$2,179,960		\$2,179,960				
				Local Match		\$2,179,960		\$2,179,960				
				Total	\$0	\$4,359,920	\$0	\$0			\$4,359,920	
			FY2026	Four Year Program Planned				Total				
				2025	2026	2027	2028	Est. Cost	FY26 apportionment amount is not available and will be programmed for fiscal years FY27-28.			
				Federal			\$2,185,150	\$2,185,150				
				Local Match			\$2,185,150	\$2,185,150				
Total	\$0	\$0	\$4,370,300	\$0	\$4,370,300							
								\$12,882,524 total Federal/Local share FY 25-28				

Num.	Description	Grantee	Year Apportioned	Four Year Program Planned				Total Est. Cost	Comments /Carry Over			
				2025	2026	2027	2028					
480038	Security Enhancements (Armed Security Guards)	Jackson	FY2024	Federal	\$240,000				\$240,000	FY24 apportionment amount is available and will be programmed for fiscal years FY25-26.		
				Local Match	\$60,000				\$60,000			
				Total	\$300,000	\$0	\$0	\$0	\$300,000			
				Four Year Program Planned				Total				
			FY2025	2025	2026	2027	2028	Est. Cost	FY25 apportionment amount is not available and will be programmed for fiscal years FY26-27.			
				Federal		\$240,000		\$240,000				
				Local Match		\$60,000		\$60,000				
				Total	\$0	\$300,000	\$0	\$0			\$300,000	
			FY2026	Four Year Program Planned				Total				
				2025	2026	2027	2028	Est. Cost	FY26 apportionment amount is not available and will be programmed for fiscal years FY27-28.			
				Federal			\$240,000	\$240,000				
				Local Match			\$60,000	\$60,000				
Total	\$0	\$0	\$300,000	\$0	\$300,000							
								\$900,000 total Federal/Local Share FY 25-28				

Num.	Description	Grantee	Year Apportioned	Four Year Program Planned				Total Est. Cost	Comments /Carry Over	
				2025	2026	2027	2028			
480044	Acquire Light Duty Accessible Buses and Equipment	Jackson	FY2024	Federal	\$240,000				\$240,000	FY24 apportionment amount is available and will be programmed for fiscal years FY25-26.
				Local Match	\$60,000				\$60,000	
				Total	\$300,000	\$0	\$0	\$0	\$300,000	

Num.	Description	Grantee	Year Apportioned	Four Year Program Planned				Total	Comments /Carry Over		
				2025	2026	2027	2028			Est. Cost	
480046	Acquire Medium to Heavy Duty Accessible Transit Buses and Equipment	Jackson	FY2024	Federal	\$718,400			\$718,400	FY24 apportionment amount is available and will be programmed for fiscal years FY25-26.		
				Local Match	\$179,600			\$179,600			
				Total	\$0	\$898,000	\$0	\$0		\$898,000	
				Four Year Program Planned				Total			
			FY2025	2025	2026	2027	2028	Est. Cost	Comments /Carry Over		
				Federal		\$718,400		\$718,400	FY25 apportionment amount is not available and will be programmed for fiscal years FY26-27.		
				Local Match		\$179,600		\$179,600			
				Total	\$0	\$0	\$898,000	\$0		\$898,000	
			Four Year Program Planned				Total				
			FY2026	2025	2026	2027	2028	Est. Cost	Comments /Carry Over		
				Federal			\$718,400	\$718,400	FY26 apportionment amount is not available and will be programmed for fiscal years FY28.		
				Local Match			\$179,600	\$179,600			
Total	\$0	\$0		\$0	\$898,000	\$898,000					
Four Year Program Planned				Total							
								\$2,694,000 total Federal/Local share FY 25-28			

Num.	Description	Grantee	Year Apportioned	Four Year Program Planned				Total	Comments /Carry Over		
				2025	2026	2027	2028			Est. Cost	
480047	Other Third Party Contractual	Jackson	FY2024	Federal	\$40,000	\$40,000		\$80,000	FY24 apportionment amount is available and will be programmed for fiscal years FY25-26.		
				Local Match	\$10,000	\$10,000		\$20,000			
				Total	\$50,000	\$50,000	\$0	\$0		\$100,000	
				Four Year Program Planned				Total			
			FY2025	2025	2026	2027	2028	Est. Cost	Comments /Carry Over		
				Federal		\$40,000	\$40,000	\$80,000	FY25 apportionment amount is not available and will be programmed for fiscal years FY27-28.		
				Local Match		\$10,000	\$10,000	\$20,000			
				Total	\$0	\$0	\$50,000	\$50,000		\$100,000	
			Four Year Program Planned				Total				
											\$200,000 total Federal/Local share FY 25-28

Num.	Description	Grantee	Year Apportioned	Four Year Program Planned				Total	Comments /Carry Over		
				2025	2026	2027	2028			Est. Cost	
480050	Dispatching & Scheduling Software and Equipment	Jackson	FY2024	Federal	\$50,000			\$50,000	FY24 apportionment amount is available and will be programmed for fiscal years FY25-26.		
				Local Match	\$12,500			\$12,500			
				Total	\$62,500	\$0	\$0	\$0		\$62,500	
				Four Year Program Planned				Total			
			FY2025	2025	2026	2027	2028	Est. Cost	Comments /Carry Over		
				Federal		\$50,000		\$50,000	FY25 apportionment amount is not available and will be programmed for fiscal years FY26-27.		
				Local Match		\$12,500		\$12,500			
				Total	\$0	\$62,500	\$0	\$0		\$62,500	
			Four Year Program Planned				Total				
			FY2026	2025	2026	2027	2028	Est. Cost	Comments /Carry Over		
				Federal			\$50,000	\$100,000	FY26 apportionment amount is not available and will be programmed for fiscal years FY27-28.		
				Local Match			\$12,500	\$25,000			
Total	\$0	\$0		\$62,500	\$62,500	\$125,000					
Four Year Program Planned				Total							
								\$250,000 total Federal/Local share FY 25-28			

Num.	Description	Grantee	Year AppORTioned	Four Year Program Planned				Total	Comments /Carry Over		
				2025	2026	2027	2028	Est. Cost			
480051	Acquire ADA Accessible Vehicles	Jackson	FY2024	Federal	\$100,000			\$100,000	FY24 apportionment amount is available and will be programmed for fiscal years FY25-26.		
				Local Match	\$25,000			\$25,000			
				Total	\$125,000	\$0	\$0	\$0		\$125,000	
				Four Year Program Planned				Total			Comments /Carry Over
			FY2025		2025	2026	2027	2028	Est. Cost		FY25 apportionment amount is not available and will be programmed for fiscal years FY26-27.
				Federal		\$200,000	\$200,000		\$400,000		
				Local Match		\$50,000	\$50,000		\$100,000		
				Total	\$0	\$250,000	\$250,000	\$0	\$500,000		
			FY 2026	Four Year Program Planned				Total			FY26 apportionment is not available and will be programmed for FY28. \$750,000 total Federal/Local share FY 25-28
					2025	2026	2027	2028	Est. Cost		
				Federal				\$100,000	\$100,000		
				Local Match				\$25,000	\$25,000		
	Total	\$0	\$0	\$0	\$125,000	\$125,000					
480059	Fleet Maintenance Software and Equipment	Jackson	FY2024	Federal	\$100,000			\$100,000	FY24 apportionment amount is available and will be programmed for fiscal years FY25-26.		
				Local Match	\$25,000			\$25,000			
				Total	\$125,000	\$0	\$0	\$0		\$125,000	
				Four Year Program Planned				Total			Comments /Carry Over
			FY2025		2025	2026	2027	2028	Est. Cost		FY25 apportionment amount is not available and will be programmed for fiscal years FY26-27.
				Federal		\$40,000			\$40,000		
				Local Match		\$10,000			\$10,000		
				Total	\$0	\$50,000	\$0	\$0	\$50,000		
			FY2026	Four Year Program Planned				Total			FY26 apportionment amount is not available and will be programmed for fiscal years FY27-28. \$275,000 total Federal/Local share FY 25-28
					2025	2026	2027	2028	Est. Cost		
				Federal			\$40,000	\$40,000	\$80,000		
				Local Match			\$10,000	\$10,000	\$20,000		
	Total	\$0	\$0	\$50,000	\$50,000	\$100,000					
480057	Project Administration Capital Projects: expansion/replacement/disposal of fleet, operations assistance, non-fixed route ADA, preventative maintenance, bus stop improvement, mobile camera systems, surveillance, janitorial, safety/security systems, fare collection systems, softwares, automatic passenger counters	Jackson	FY2024	Federal	\$94,541	\$94,541		\$189,082	FY24 apportionment amount is available and will be programmed for fiscal years FY25-26.		
				Local Match	\$23,636	\$23,636		\$47,272			
				Total	\$118,177	\$118,177	\$0	\$0		\$236,354	
				Four Year Program Planned				Total			Comments /Carry Over
			FY2025		2025	2026	2027	2028	Est. Cost		FY25 apportionment amount is not available and will be programmed for fiscal years FY27-28. \$472,708 total Federal/Local share FY 25-28
				Federal			\$94,541	\$94,541	\$189,082		
				Local Match			\$23,636	\$23,636	\$47,272		
				Total	\$0	\$0	\$118,177	\$118,177	\$236,354		

Num.	Description	Grantee	Year Apportioned	Four Year Program Planned				Total Est. Cost	Comments /Carry Over			
				2025	2026	2027	2028					
480060	Automatic Passenger Counters Software and Equipment	Jackson	FY2024	Federal	\$40,000			\$40,000	FY24 apportionment amount is available and will be programmed for fiscal years FY25-26.			
				Local Match	\$10,000			\$10,000				
				Total	\$50,000	\$0	\$0	\$0		\$50,000		
				Four Year Program Planned				Total Est. Cost		Comments /Carry Over		
			FY2025	Federal		\$40,000		\$40,000	FY25 apportionment amount is not available and will be programmed for fiscal years FY26-27.			
				Local Match		\$10,000		\$10,000				
				Total	\$0	\$50,000	\$0	\$0		\$50,000		
				Four Year Program Planned				Total Est. Cost		Comments /Carry Over		
			FY2026	Federal			\$40,000	\$40,000	FY26 apportionment amount is not available and will be programmed for fiscal years FY27-28.			
				Local Match			\$10,000	\$10,000				
				Total	\$0	\$0	\$50,000	\$50,000		\$100,000		
				Four Year Program Planned				Total Est. Cost		Comments /Carry Over		
								\$200,000 total Federal/Local Share FY 25-28				
480061	Farebox Replacement/Upgrade (Software & Equipment)	Jackson	FY2025	Federal		\$50,000		\$50,000	FY25 apportionment amount is not available and will be programmed for fiscal years FY26-27.			
				Local Match		\$12,500		\$12,500				
				Total	\$0	\$62,500	\$0	\$0		\$62,500		
				Four Year Program Planned				Total Est. Cost		Comments /Carry Over		
			FY2026	Federal			\$50,000	\$50,000	FY26 apportionment amount is not available and will be programmed for fiscal years FY27-28.			
				Local Match			\$12,500	\$12,500				
				Total	\$0	\$0	\$62,500	\$62,500		\$125,000		
				Four Year Program Planned				Total Est. Cost		Comments /Carry Over		
											\$187,500 total Federal/Local share FY 25-28	
			480062	Telephone System	Jackson	FY2024	Federal	\$40,000			\$40,000	FY24 apportionment amount is available and will be programmed for fiscal years FY25-26.
							Local Match	\$10,000			\$10,000	
							Total	\$50,000	\$0	\$0	\$0	
Four Year Program Planned							Total Est. Cost	Comments /Carry Over				
FY2025	Federal					\$40,000		\$40,000	FY25 apportionment amount is not available and will be programmed for fiscal years FY26-27.			
	Local Match					\$10,000		\$10,000				
	Total	\$0				\$50,000	\$0	\$0		\$50,000		
	Four Year Program Planned					Total Est. Cost	Comments /Carry Over					
FY2026	Federal						\$40,000	\$40,000	FY26 apportionment amount is not available and will be programmed for fiscal years FY27-28.			
	Local Match						\$10,000	\$10,000				
	Total	\$0				\$0	\$50,000	\$50,000		\$100,000		
	Four Year Program Planned					Total Est. Cost	Comments /Carry Over					
								\$200,000 total Federal/Local share FY 25-28				

Num.	Description	Grantee	Year AppORTIONED		Four Year Program Planned				Total	Comments /Carry Over	
480063	Camera System (Repair & Upgrade)	Jackson	FY2024		2025	2026	2027	2028	Est. Cost	FY24 apportionment amount is available and will be programmed for fiscal years FY25-26.	
				Federal	\$100,000				\$100,000		
				Local Match	\$25,000				\$25,000		
				Total	\$125,000	\$0	\$0	\$0	\$125,000		
						Four Year Program Planned				Total	Comments /Carry Over
						2025	2026	2027	2028	Est. Cost	
			FY2025	Federal		\$50,000				\$50,000	FY25 apportionment amount is not available and will be programmed for fiscal years FY26-27.
				Local Match		\$12,500				\$12,500	
				Total	\$0	\$62,500	\$0	\$0	\$62,500		
						Four Year Program Planned				Total	Comments /Carry Over
						2025	2026	2027	2028	Est. Cost	
			FY2026	Federal				\$50,000	\$50,000	\$100,000	FY26 apportionment amount is not available and will be programmed for fiscal years FY27-28.
Local Match					\$12,500	\$12,500	\$25,000				
Total	\$0	\$0		\$62,500	\$62,500	\$125,000					
\$312,500 total Federal/Local share FY 25-28											

Num.	Description	Grantee	Year AppORTIONED		Four Year Program Planned				Total	Comments /Carry Over	
480049	Radios	Jackson	FY2024		2025	2026	2027	2028	Est. Cost	FY24 apportionment amount is available and will be programmed for fiscal years FY25-26.	
				Federal	\$100,000				\$100,000		
				Local Match	\$25,000				\$25,000		
				Total	\$125,000	\$0	\$0	\$0	\$125,000		
						Four Year Program Planned				Total	Comments /Carry Over
						2025	2026	2027	2028	Est. Cost	
			FY2025	Federal		\$50,000				\$50,000	FY25 apportionment amount is not available and will be programmed for fiscal years FY26-27.
				Local Match		\$12,500				\$12,500	
				Total	\$0	\$62,500	\$0	\$0	\$62,500		
						Four Year Program Planned				Total	Comments /Carry Over
						2025	2026	2027	2028	Est. Cost	
			FY2026	Federal				\$50,000	\$50,000	\$100,000	FY26 apportionment amount is not available and will be programmed for fiscal years FY27-28.
Local Match					\$12,500	\$12,500	\$25,000				
Total	\$0	\$0		\$62,500	\$62,500	\$125,000					
\$312,500 total Fedal/Local share FY 25-28											

SECTION 5339 BUS AND BUS FACILITIES

Num.	Description	Grantee	Year AppORTioned	Four Year Program Planned				Total Est. Cost	Comments /Carry Over		
				2025	2026	2027	2028				
480036	Buses Medium to Heavy Duty Accessible Buses and Equipment	Jackson	FY2025	Federal	\$299,168			\$299,168	FY25 apportionment amount is not available and will be programmed for fiscal years FY26-27.		
				Local Match	\$74,792			\$74,792			
				Total	\$0	\$373,960	\$0	\$0		\$373,960	
						Four Year Program Planned				Total Est. Cost	Comments /Carry Over
			FY2026	Federal			\$299,168		\$299,168	FY26 apportionment amount is not available and will be programmed for fiscal years FY27-28.	
				Local Match			\$74,792		\$74,792		
Total	\$0	\$0		\$373,960	\$0	\$373,960					
								\$747,920 Total Federal/Local Share FY 26-28			

Num.	Description	Grantee	Year AppORTioned	Four Year Program Planned				Total Est. Cost	Comments /Carry Over		
				2025	2026	2027	2028				
480065	Union Station Rehab/Renovation: parking lot repairs/signage replacement/lightning repair/bench	Jackson	FY2025	Federal	\$100,000			\$100,000	FY24 apportionment amount is available and will be programmed for fiscal years FY26.		
				Local Match	\$25,000			\$25,000			
				Total	\$0	\$125,000	\$0	\$0		\$125,000	
						Four Year Program Planned				Total Est. Cost	Comments /Carry Over
			FY2026	Federal			\$100,000		\$100,000	FY26 apportionment amount is not available and will be programmed for fiscal years FY27-28.	
				Local Match			\$25,000		\$25,000		
Total	\$0	\$0		\$125,000	\$0	\$125,000					
								\$250,000 Total Federal/Local Share FY 26-27			

Num.	Description	Grantee	Year AppORTioned	Four Year Program Planned				Total Est. Cost	Comments /Carry Over		
				2025	2026	2027	2028				
480072	Bus Wash System Replacement & Maintenance	Jackson	FY2024	Federal	\$279,633			\$279,633	FY24 apportionment amount is available and will be programmed for fiscal years FY25-26.		
				Local Match	\$69,908			\$69,908			
				Total	\$349,541	\$0	\$0	\$0		\$349,541	
						Four Year Program Planned				Total Est. Cost	Comments /Carry Over
			FY2025	Federal		\$50,000			\$50,000	FY25 apportionment amount is available and will be programmed for fiscal years FY26.	
				Local Match		\$12,500			\$12,500		
				Total	\$0	\$62,500	\$0	\$0	\$62,500		
						Four Year Program Planned				Total Est. Cost	Comments /Carry Over
			FY2026	Federal			\$50,000	\$50,000	\$100,000	FY26 apportionment amount is not available and will be programmed for fiscal years FY27-28.	
				Local Match			\$12,500	\$12,500	\$25,000		
				Total	\$0	\$0	\$62,500	\$62,500	\$125,000		
											\$537,041 Total Federal/Local Share FY 25-28

SECTION 5339 (C) DISCRETIONARY LOW OR NO EMISSION PROJECTS

Num.	Description	Grantee	Year AppORTioned	Four Year Program Planned				Total	Comments /Carry Over			
				2023	2024	2025	2026	Est. Cost				
480066	Hybrid (Diesel/Electric) Buses	Jackson	FY20	Federal	\$0	\$2,337,500	\$2,337,500		\$4,675,000	FY20 discretionary funding is available and will be programmed for fiscal years FY24-25.		
				Local Match	\$0	\$412,500	\$412,500		\$825,000			
				Total	\$0	\$2,750,000	\$2,750,000	\$0	\$5,500,000			
						Four Year Program Planned				Total	Comments /Carry Over	
						2023	2024	2025	2026	Est. Cost		
			FY21	Federal				\$2,900,000		\$2,900,000		FY21 discretionary funding is available and will be programmed for fiscal years FY25.
				Local Match				\$725,000		\$725,000		
Total	\$0	\$0		\$3,625,000	\$0	\$3,625,000						
\$9,125,000 Total Federal/Local Share FY 24-25												

SECTION 5339 (C) DISCRETIONARY LOW OR NO EMISSION PROJECTS

Num.	Description	Grantee	Year AppORTioned	Four Year Program Planned				Total	Comments /Carry Over	
				2025	2026	2027	2028	Est. Cost		
480073	Hybrid (Diesel/Electric) Buses	Jackson	FY22	Federal	\$4,357,200	\$4,357,200			\$8,714,400	FY22 discretionary funding is available and will be programmed for fiscal years FY25-26.
				Local Match	\$1,089,300	\$1,089,300			\$2,178,600	
				Total	\$5,446,500	\$5,446,500	\$0	\$0	\$10,893,000	
				\$10,893,000 Total Federal/Local Share FY 25-26						



**JACKSON METROPOLITAN PLANNING ORGANIZATION (MPO)
2025 - 2028 TRANSPORTATION IMPROVEMENT PROGRAM (TIP)**

County: Responsible Agency:

Project: Fund Source: Year Apportioned:

Route: Project Length Total Project Cost:

Termini:

Scope of Work:

Project Detail:	Fiscal Year:	Description:	Federal Share:	State/Local Share:	Total Cost Estimate:
480031/0001	2025	TRANSIT	\$699,934	\$151,051	\$850,985
480031/0001	2026	TRANSIT	\$734,931	\$183,733	\$918,664
480031/0001	2027	TRANSIT	\$771,678	\$192,920	\$964,598
480031/0001	2028	TRANSIT	\$734,931	\$183,733	\$918,664
SUB-TOTAL FOR PROJECT 480031			\$2,941,474	\$711,437	\$3,652,911

Note: FY 24 apportionment is available and will be programmed for FY 25-26. FY 25 apportionment is planned for FY26-27. FY 26 apportionment is planned for FY 27-28 once available.





**JACKSON METROPOLITAN PLANNING ORGANIZATION (MPO)
2025 - 2028 TRANSPORTATION IMPROVEMENT PROGRAM (TIP)**

County: Responsible Agency:

Project: Fund Source: Year Apportioned:

Route: Project Length Total Project Cost:

Termini:

Scope of Work:

Project Detail:	Fiscal Year:	Description:	Federal Share:	State/Local Share:	Total Cost Estimate:
480032/0001	2025	TRANSIT	\$199,673	\$49,918	\$249,591
480032/0001	2026	TRANSIT	\$209,657	\$52,414	\$262,071
480032/0001	2027	TRANSIT	\$215,946	\$53,987	\$269,933
480032/0001	2028	TRANSIT	\$0	\$0	\$0
SUB-TOTAL FOR PROJECT 480032			\$625,276	\$156,319	\$781,595

Note: FY 24 apportionment is currently available and will be used for FY 25-26. FY 25 apportionment is planned for FY 26-27. FY 26 apportionment is planned for FY27-28 once available.





**JACKSON METROPOLITAN PLANNING ORGANIZATION (MPO)
2025 - 2028 TRANSPORTATION IMPROVEMENT PROGRAM (TIP)**

County: Responsible Agency:

Project: Fund Source: Year Apportioned:

Route: Project Length: Total Project Cost:

Termini:

Scope of Work:

Project Detail:	Fiscal Year:	Description:	Federal Share:	State/Local Share:	Total Cost Estimate:
480034/0001	2025	TRANSIT	\$2,076,152	\$2,076,152	\$4,152,304
480034/0001	2026	TRANSIT	\$2,179,960	\$2,179,960	\$4,359,920
480034/0001	2027	TRANSIT	\$2,185,150	\$2,185,150	\$4,370,300
480034/0001	2028	TRANSIT	\$0	\$0	\$0
SUB-TOTAL FOR PROJECT 480034			\$6,441,262	\$6,441,262	\$12,882,524

Note: FY 24 apportionment is available and will be used for FY 25-26. FY 25 apportionment is planned for FY 26-27. FY 26 apportionment is planned for FY 27-28 once available.





**JACKSON METROPOLITAN PLANNING ORGANIZATION (MPO)
2025 - 2028 TRANSPORTATION IMPROVEMENT PROGRAM (TIP)**

County: Responsible Agency:

Project: Fund Source: Year Apportioned:

Route: Project Length Total Project Cost:

Termini:

Scope of Work:

Project Detail:	Fiscal Year:	Description:	Federal Share:	State/Local Share:	Total Cost Estimate:
480038/0001	2025	TRANSIT	\$240,000	\$60,000	\$300,000
480038/0001	2026	TRANSIT	\$240,000	\$60,000	\$300,000
480038/0001	2027	TRANSIT	\$240,000	\$60,000	\$300,000
480038/0001	2028	TRANSIT	\$0	\$0	\$0
SUB-TOTAL FOR PROJECT 480038			\$720,000	\$180,000	\$900,000

Note: FY 24 apportionment is currently available and will be used for FY 25-26. FY 25 apportionment is planned for FY 26-27. FY 26 apportionment is planned for FY 27-28 once available.





**JACKSON METROPOLITAN PLANNING ORGANIZATION (MPO)
2025 - 2028 TRANSPORTATION IMPROVEMENT PROGRAM (TIP)**

County: Responsible Agency:

Project: Fund Source: Year Apportioned:

Route: Project Length Total Project Cost:

Termini:

Scope of Work:

Project Detail:	Fiscal Year:	Description:	Federal Share:	State/Local Share:	Total Cost Estimate:
480044/0001	2025	TRANSIT	\$240,000	\$60,000	\$300,000
480044/0001	2026	TRANSIT	\$0	\$0	\$0
480044/0001	2027	TRANSIT	\$0	\$0	\$0
480044/0001	2028	TRANSIT	\$0	\$0	\$0
SUB-TOTAL FOR PROJECT 480044			\$240,000	\$60,000	\$300,000

Note: FY 24 apportionment is available and will be programmed for FY25-26.





**JACKSON METROPOLITAN PLANNING ORGANIZATION (MPO)
2025 - 2028 TRANSPORTATION IMPROVEMENT PROGRAM (TIP)**

County: Responsible Agency:

Project: Fund Source: Year Apportioned:

Route: Project Length Total Project Cost:

Termini:

Scope of Work:

Project Detail:	Fiscal Year:	Description:	Federal Share:	State/Local Share:	Total Cost Estimate:
480046/0001	2025	TRANSIT	\$0	\$0	\$0
480046/0001	2026	TRANSIT	\$718,400	\$179,600	\$898,000
480046/0001	2027	TRANSIT	\$718,400	\$179,600	\$898,000
480046/001	2028	TRANSIT	\$718,400	\$179,600	\$898,000
SUB-TOTAL FOR PROJECT 480046			\$2,155,200	\$538,800	\$2,694,000

Note: FY 24 apportionment is programmed for FY 25-26. FY 25 is planned for FY 26-27. FY 26 is planned for FY 28 once available.





**JACKSON METROPOLITAN PLANNING ORGANIZATION (MPO)
2025 - 2028 TRANSPORTATION IMPROVEMENT PROGRAM (TIP)**

County: Responsible Agency:

Project: Fund Source: Year Apportioned:

Route: Project Length: Total Project Cost:

Termini:

Scope of Work:

Project Detail:	Fiscal Year:	Description:	Federal Share:	State/Local Share:	Total Cost Estimate:
480047/0001	2025	TRANSIT	\$40,000	\$10,000	\$50,000
480047/0001	2026	TRANSIT	\$40,000	\$10,000	\$50,000
480047/0001	2027	TRANSIT	\$40,000	\$10,000	\$50,000
480047/0001	2028	TRANSIT	\$40,000	\$10,000	\$50,000
SUB-TOTAL FOR PROJECT 480047			\$160,000	\$40,000	\$200,000

Note: FY 24 apportionment is programmed for FY 25-26. FY 25 apportionment is planned for FY 26-27 once available.



JACKSON METROPOLITAN PLANNING ORGANIZATION (MPO) 2025 - 2028 TRANSPORTATION IMPROVEMENT PROGRAM (TIP)

County: Responsible Agency:

Project: Fund Source: Year Apportioned:

Route: Project Length: Total Project Cost:

Termini:

Scope of Work:

Project Detail:	Fiscal Year:	Description:	Federal Share:	State/Local Share:	Total Cost Estimate:
480050/001	2025	TRANSIT	\$50,000	\$12,500	\$62,500
480050/001	2026	TRANSIT	\$50,000	\$12,500	\$62,500
480050/001	2027	TRANSIT	\$50,000	\$12,500	\$62,500
480050/001	2028	TRANSIT	\$50,000	\$12,500	\$62,500
SUB-TOTAL FOR PROJECT 480050			\$200,000	\$50,000	\$250,000

Note: FY 24 apportionment is programmed for FY 25-26. FY 25 apportionment is planned for FY 26-27. FY 26 apportionment is planned for FY 27-28 once available.





**JACKSON METROPOLITAN PLANNING ORGANIZATION (MPO)
2025 - 2028 TRANSPORTATION IMPROVEMENT PROGRAM (TIP)**

County: Responsible Agency:

Project: Fund Source: Year Apportioned:

Route: Project Length: Total Project Cost:

Termini:

Scope of Work:

Project Detail:	Fiscal Year:	Description:	Federal Share:	State/Local Share:	Total Cost Estimate:
480051/001	2025	TRANSIT	\$100,000	\$25,000	\$125,000
480051/001	2026	TRANSIT	\$200,000	\$50,000	\$250,000
480051/001	2027	TRANSIT	\$200,000	\$50,000	\$250,000
480051/001	2028	TRANSIT	\$100,000	\$25,000	\$125,000
SUB-TOTAL FOR PROJECT 480051			\$600,000	\$150,000	\$750,000

Note: FY 24 apportionment is programmed for FY 25-26. FY 25 apportionment is planned for FY 26-27. FY 26 apportionment is planned for FY 28 once available.





**JACKSON METROPOLITAN PLANNING ORGANIZATION (MPO)
2025 - 2028 TRANSPORTATION IMPROVEMENT PROGRAM (TIP)**

County: Responsible Agency:

Project: Fund Source: Year Apportioned:

Route: Project Length Total Project Cost:

Termini:

Scope of Work:

Project Detail:	Fiscal Year:	Description:	Federal Share:	State/Local Share:	Total Cost Estimate:
480059/001	2025	TRANSIT	\$100,000	\$25,000	\$125,000
480059/001	2026	TRANSIT	\$40,000	\$10,000	\$50,000
480059/001	2027	TRANSIT	\$40,000	\$10,000	\$50,000
480059/001	2028	TRANSIT	\$40,000	\$10,000	\$50,000
SUB-TOTAL FOR PROJECT 480059			\$220,000	\$55,000	\$275,000

Note: FY 24 apportionment is programmed for FY 25-26. FY 25 apportionment is planned for FY 26-27. FY 26 apportionment is planned for FY 27-28 once available.





**JACKSON METROPOLITAN PLANNING ORGANIZATION (MPO)
2025 - 2028 TRANSPORTATION IMPROVEMENT PROGRAM (TIP)**

County: Responsible Agency:

Project: Fund Source: Year Apportioned:

Route: Project Length: Total Project Cost:

Termini:

Scope of Work:

Project Detail:	Fiscal Year:	Description:	Federal Share:	State/Local Share:	Total Cost Estimate:
480057/001	2025	TRANSIT	\$94,541	\$23,636	\$118,177
480057/001	2026	TRANSIT	\$94,541	\$23,636	\$118,177
480057/001	2027	TRANSIT	\$94,541	\$23,636	\$118,177
480057/001	2028	TRANSIT	\$94,541	\$23,636	\$118,177
SUB-TOTAL FOR PROJECT 480057			\$378,164	\$94,544	\$472,708

Note: FY 24 apportionment is programmed for FY 25-26. FY 25 apportionment is planned for FY 27-28 once available.



**JACKSON METROPOLITAN PLANNING ORGANIZATION (MPO)
2025 - 2028 TRANSPORTATION IMPROVEMENT PROGRAM (TIP)**

County: Responsible Agency:

Project: Fund Source: Year Apportioned:

Route: Project Length Total Project Cost:


Termini:

Scope of Work:

Project Detail:	Fiscal Year:	Description:	Federal Share:	State/Local Share:	Total Cost Estimate:
480060/001	2025	TRANSIT	\$40,000	\$10,000	\$50,000
480060/001	2026	TRANSIT	\$40,000	\$10,000	\$50,000
480060/001	2027	TRANSIT	\$40,000	\$10,000	\$50,000
480060/001	2028	TRANSIT	\$40,000	\$10,000	\$50,000
SUB-TOTAL FOR PROJECT 480060			\$160,000	\$40,000	\$200,000

Note: FY 24 apportionment is programmed for FY 25-26. FY 25 apportionment is planned for FY 26-27. FY 26 apportionment is planned for FY 27-28 once available.

Automatic Passenger Counter





**JACKSON METROPOLITAN PLANNING ORGANIZATION (MPO)
2025 - 2028 TRANSPORTATION IMPROVEMENT PROGRAM (TIP)**

County: Responsible Agency:

Project: Fund Source: Year Apportioned:

Route: Project Length: Total Project Cost:

Termini:

Scope of Work:

Project Detail:	Fiscal Year:	Description:	Federal Share:	State/Local Share:	Total Cost Estimate:
480061/001	2025	TRANSIT	\$0	\$0	\$0
480061/001	2026	TRANSIT	\$50,000	\$12,500	\$62,500
480061/001	2027	TRANSIT	\$50,000	\$12,500	\$62,500
480061/001	2028	TRANSIT	\$50,000	\$12,500	\$62,500
SUB-TOTAL FOR PROJECT 480061			\$150,000	\$37,500	\$187,500

Note: FY 24 apportionment is programmed for FY 25-26. FY 25 apportionment is planned for FY 26-27. FY 26 apportionment is planned for FY 27-28 once available.





**JACKSON METROPOLITAN PLANNING ORGANIZATION (MPO)
2025 - 2028 TRANSPORTATION IMPROVEMENT PROGRAM (TIP)**

County: Responsible Agency:

Project: Fund Source: Year Apportioned:

Route: Project Length: Total Project Cost:

Termini:

Scope of Work:

Project Detail:	Fiscal Year:	Description:	Federal Share:	State/Local Share:	Total Cost Estimate:
480062/001	2025	TRANSIT	\$40,000	\$10,000	\$50,000
480062/001	2026	TRANSIT	\$40,000	\$10,000	\$50,000
480062/001	2027	TRANSIT	\$40,000	\$10,000	\$50,000
480062/001	2028	TRANSIT	\$40,000	\$10,000	\$50,000
SUB-TOTAL FOR PROJECT 480062			\$160,000	\$40,000	\$200,000

Note: FY 24 apportionment is programmed for FY 25-26. FY 25 apportionment is planned for FY 26-27. FY 26 apportionment is planned for FY 27-28 once available.



**JACKSON METROPOLITAN PLANNING ORGANIZATION (MPO)
2025 - 2028 TRANSPORTATION IMPROVEMENT PROGRAM (TIP)**

County: Responsible Agency:

Project: Fund Source: Year Apportioned:

Route: Project Length: Total Project Cost:

Termini:

Scope of Work:

Project Detail:	Fiscal Year:	Description:	Federal Share:	State/Local Share:	Total Cost Estimate:
480063/001	2025	TRANSIT	\$100,000	\$25,000	\$125,000
480063/001	2026	TRANSIT	\$50,000	\$12,500	\$62,500
480063/001	2027	TRANSIT	\$50,000	\$12,500	\$62,500
480063/001	2028	TRANSIT	\$50,000	\$12,500	\$62,500
SUB-TOTAL FOR PROJECT 480063			\$250,000	\$62,500	\$312,500

Note: FY 24 apportionment is programmed for FY 25-26. FY 25 apportionment is planned for FY 26-27. FY 26 apportionment is planned for FY 27-28 once available.



**JACKSON METROPOLITAN PLANNING ORGANIZATION (MPO)
2025 - 2028 TRANSPORTATION IMPROVEMENT PROGRAM (TIP)**

County: Responsible Agency:

Project: Fund Source: Year Apportioned:

Route: Project Length Total Project Cost:

Termini:

Scope of Work:

Project Detail:	Fiscal Year:	Description:	Federal Share:	State/Local Share:	Total Cost Estimate:
480049/001	2025	TRANSIT	\$100,000	\$25,000	\$125,000
480049/001	2026	TRANSIT	\$50,000	\$12,500	\$62,500
480049/001	2027	TRANSIT	\$50,000	\$12,500	\$62,500
480049/001	2028	TRANSIT	\$50,000	\$12,500	\$62,500
SUB-TOTAL FOR PROJECT 480049			\$250,000	\$62,500	\$312,500

Note: FY 24 apportionment is programmed for FY 25-26. FY 25 apportionment is planned for FY 26-27. FY 26 apportionment is planned for FY 27-28 once available.





**JACKSON METROPOLITAN PLANNING ORGANIZATION (MPO)
2025 - 2028 TRANSPORTATION IMPROVEMENT PROGRAM (TIP)**

County: Responsible Agency:

Project: Fund Source: Year Apportioned:

Route: Project Length Total Project Cost:

Termini:

Scope of Work:

Project Detail:	Fiscal Year:	Description:	Federal Share:	State/Local Share:	Total Cost Estimate:
480036/0001	2025	TRANSIT	\$0	\$0	\$0
480036/0001	2026	TRANSIT	\$299,168	\$74,792	\$373,960
480036/0001	2027	TRANSIT	\$299,168	\$74,792	\$373,960
480036/0001	2028	TRANSIT	\$0	\$0	\$0
SUB-TOTAL FOR PROJECT 480036			\$598,336	\$149,584	\$747,920

Note: FY 25 apportionment is programmed for FY 26-27. FY 26 apportionment is planned for FY 27-28 once available.





**JACKSON METROPOLITAN PLANNING ORGANIZATION (MPO)
2025 - 2028 TRANSPORTATION IMPROVEMENT PROGRAM (TIP)**

County: Responsible Agency:

Project: Fund Source: Year Apportioned:

Route: Project Length: Total Project Cost:

Termini:

Scope of Work:

Project Detail:	Fiscal Year:	Description:	Federal Share:	State/Local Share:	Total Cost Estimate:
480065/001	2025	TRANSIT	\$0	\$0	\$0
480065/001	2026	TRANSIT	\$100,000	\$25,000	\$125,000
480065/001	2027	TRANSIT	\$100,000	\$25,000	\$125,000
480065/001	2028	TRANSIT	\$0	\$0	\$0
SUB-TOTAL FOR PROJECT 480065			\$200,000	\$50,000	\$250,000

Note: FY 25 apportionment is programmed for FY 26. FY 26 apportionment is planned for FY 27-28 once available.





**JACKSON METROPOLITAN PLANNING ORGANIZATION (MPO)
2025 - 2028 TRANSPORTATION IMPROVEMENT PROGRAM (TIP)**

County: Responsible Agency:

Project: Fund Source: Year Apportioned:

Route: Project Length: Total Project Cost:

Termini:

Scope of Work:

Project Detail:	Fiscal Year:	Description:	Federal Share:	State/Local Share:	Total Cost Estimate:
480072/001	2025	TRANSIT	\$279,633	\$69,908	\$349,541
480072/001	2026	TRANSIT	\$50,000	\$12,500	\$62,500
480072/001	2027	TRANSIT	\$50,000	\$12,500	\$62,500
480072/001	2028	TRANSIT	\$50,000	\$12,500	\$62,500
SUB-TOTAL FOR PROJECT 480072			\$429,633	\$107,408	\$537,041

Note: FY 24 apportionment is available and will be programmed for FY 25-26. FY 25 apportionment is programmed for FY 26. FY 26 apportionment is planned for FY 27-28.



**JACKSON METROPOLITAN PLANNING ORGANIZATION (MPO)
2025 - 2028 TRANSPORTATION IMPROVEMENT PROGRAM (TIP)**

County: Responsible Agency:

Project: Fund Source: Year Apportioned:

Route: Project Length Total Project Cost:

Termini:

Scope of Work:

Project Detail:	Fiscal Year:	Description:	Federal Share:	State/Local Share:	Total Cost Estimate:
480066/001	2024	TRANSIT	\$2,337,500	\$412,500	\$2,750,000
480066/001	2025	TRANSIT	\$2,900,000	\$725,000	\$3,625,000
480066/001	2025	TRANSIT	\$2,337,500	\$412,500	\$2,750,000
480066/001	2026	TRANSIT	\$0	\$0	\$0
SUB-TOTAL FOR PROJECT 480066			\$7,575,000	\$1,550,000	\$9,125,000

Note: FY 20 discretionary funding is available and will be programmed for FY 23-25. FY 21 discretionary funding is available and will be programmed for FY 25.





**JACKSON METROPOLITAN PLANNING ORGANIZATION (MPO)
2025 - 2028 TRANSPORTATION IMPROVEMENT PROGRAM (TIP)**

County: Responsible Agency:

Project: Fund Source: Year Apportioned:

Route: Project Length Total Project Cost:

Termini:

Scope of Work:

Project Detail:	Fiscal Year:	Description:	Federal Share:	State/Local Share:	Total Cost Estimate:
480073/001	2025	TRANSIT	\$4,357,200	\$1,089,300	\$5,446,500
480073/001	2026	TRANSIT	\$4,357,200	\$1,089,300	\$5,446,500
480073/001	2027	TRANSIT	\$0	\$0	\$0
480073/001	2028	TRANSIT	\$0	\$0	\$0
SUB-TOTAL FOR PROJECT 480073			\$8,714,400	\$2,178,600	\$10,893,000

Note: FY 22 discretionary grant funding is available and will be programmed for FY 25-26.



13.0 MDOT Sponsored Projects



**MISSISSIPPI DEPARTMENT OF TRANSPORTATION
2025 - 2028 STATEWIDE TRANSPORTATION IMPROVEMENT PROGRAM
JACKSON URBANIZED AREA GROUPED PROJECTS**

Bridge Replacement

Fiscal Year	Agency	Fund Source	Federal Share	State Share	Total Funds
2025	MDOT/LPA	State/Local/Eligible Federal Funds	\$36,000,000	\$9,000,000	\$45,000,000
2026	MDOT/LPA	State/Local/Eligible Federal Funds	\$28,000,000	\$7,000,000	\$35,000,000
2027	MDOT/LPA	State/Local/Eligible Federal Funds	\$36,000,000	\$9,000,000	\$45,000,000
2028	MDOT/LPA	State/Local/Eligible Federal Funds	\$3,200,000	\$800,000	\$4,000,000
SUB-TOTAL FOR Bridge Replacement :			\$103,200,000	\$25,800,000	\$129,000,000

Operation/Maintenance/Minor Reconstruction

Fiscal Year	Agency	Fund Source	Federal Share	State Share	Total Funds
2025	MDOT/LPA	State/Local/Eligible Federal Funds	\$12,000,000	\$3,000,000	\$15,000,000
2026	MDOT/LPA	State/Local/Eligible Federal Funds	\$14,400,000	\$3,600,000	\$18,000,000
2027	MDOT/LPA	State/Local/Eligible Federal Funds	\$16,000,000	\$4,000,000	\$20,000,000
2028	MDOT/LPA	State/Local/Eligible Federal Funds	\$6,480,000	\$1,620,000	\$8,100,000
SUB-TOTAL FOR Operation/Maintenance/Minor Reconstruction :			\$48,880,000	\$12,220,000	\$61,100,000

Safety

Fiscal Year	Agency	Fund Source	Federal Share	State Share	Total Funds
2025	MDOT/LPA	State/Local/Eligible Federal Funds	\$2,700,000	\$300,000	\$3,000,000
2026	MDOT/LPA	State/Local/Eligible Federal Funds	\$1,800,000	\$200,000	\$2,000,000
2027	MDOT/LPA	State/Local/Eligible Federal Funds	\$1,000,000	\$111,111	\$1,111,111
2028	MDOT/LPA	State/Local/Eligible Federal Funds	\$1,000,000	\$111,111	\$1,111,111
SUB-TOTAL FOR Safety :			\$6,500,000	\$722,222	\$7,222,222

TAP/TE/Recreational Trails/SRTS/Scenic Byways

Fiscal Year	Agency	Fund Source	Federal Share	State Share	Total Funds
2025	MDOT/LPA	State/Local/Eligible Federal Funds	\$1,000,000	\$250,000	\$1,250,000
2026	MDOT/LPA	State/Local/Eligible Federal Funds	\$1,000,000	\$250,000	\$1,250,000
2027	MDOT/LPA	State/Local/Eligible Federal Funds	\$1,000,000	\$250,000	\$1,250,000
2028	MDOT/LPA	State/Local/Eligible Federal Funds	\$1,000,000	\$250,000	\$1,250,000
SUB-TOTAL FOR TAP/TE/Recreational Trails/SRTS/Scenic Byways :			\$4,000,000	\$1,000,000	\$5,000,000
Grand Total :			\$162,580,000	\$39,742,222	\$202,322,222

The projects contained in this 'Grouped" list are not individually listed in the STIP. These projects individually or cumulatively have no significant environmental impact and therefore are deemed Categorical Exclusions. Additional grouped projects may be found in other volumes of the STIP. The fund source column above represents every FHWA Apportioned and Allocated funds, and /or non-federal funds.



**MISSISSIPPI DEPARTMENT OF TRANSPORTATION
2025 2028 STATEWIDE TRANSPORTATION IMPROVEMENT PROGRAM
MDOT ALL STIP PROJECTS**

County: Hinds

STIP ID: 250081

Project Title: Lakeland Drive Pedestrian Bridge

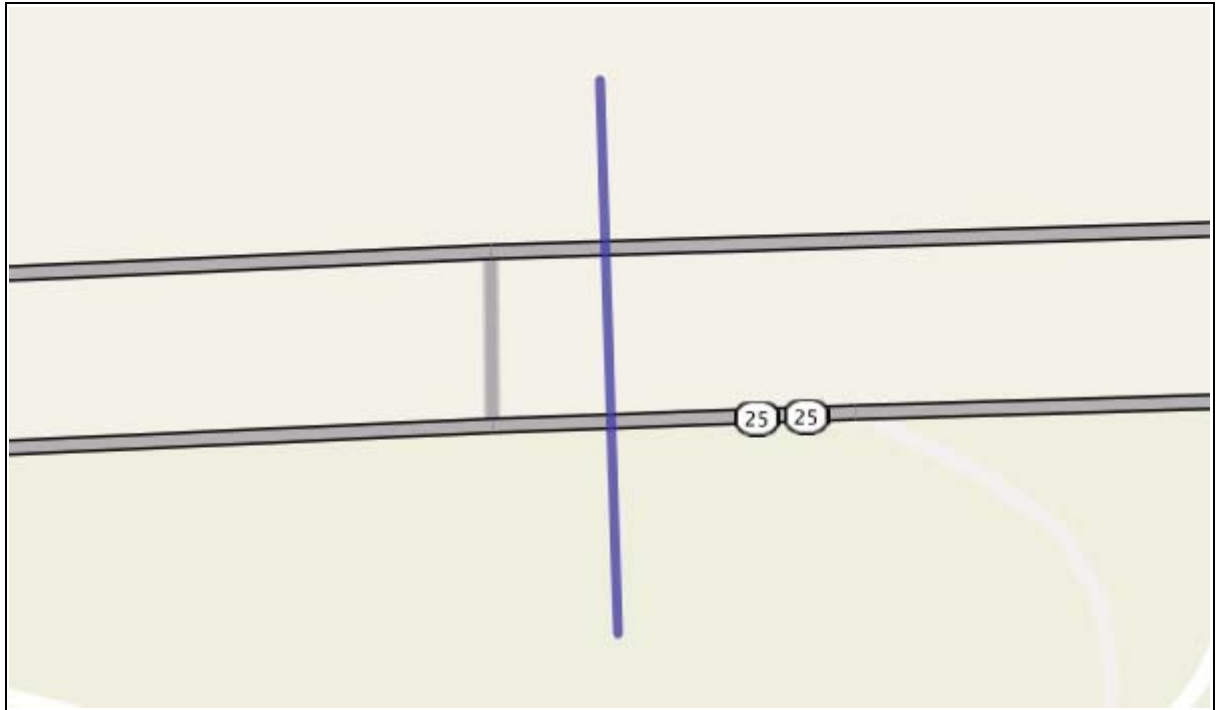
Total Project Cost: \$ 8,000,000

Route: 25

Project Length: Miles

Fund Source: Earmark/SFP/Discretionary/ STBG/NHPP

Project #	FY	Scope of Work	Resp Agcy	Phase	Fed	State/Local	Total Cost Est	
109277/101000	2025	Pedestrian Walkway	MDOT	PE	\$6,000,000	\$1,500,000	\$7,500,000	
Termini:		Lakeland Drive Pedestrian Bridge						
SUB-TOTAL FOR STIP ID 250081 :					\$6,000,000	\$1,500,000	\$7,500,000	





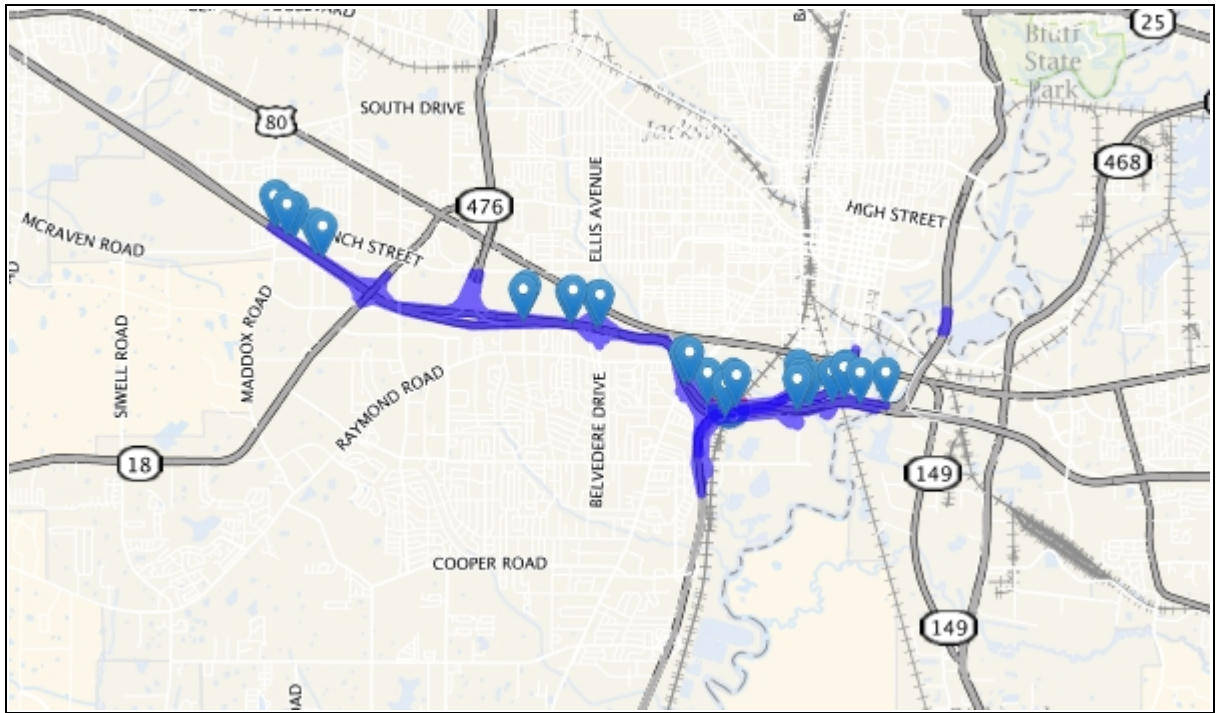
**MISSISSIPPI DEPARTMENT OF TRANSPORTATION
2025 - 2028 STATEWIDE TRANSPORTATION IMPROVEMENT PROGRAM**

MDOT ALL STIP PROJECTS

County: Hinds

STIP ID: 250082 **Project Title: I-20/I-55** **Total Project Cost: \$135,000,000**
Route: I-20/I-55 **Project Length: Miles** **Fund Source: NHPP/STBG/Earmark/Discretionary/SFP**
Project Spans Multiple Counties: Hinds, Rankin

Project #	FY	Scope of Work	Resp Agcy	Phase	Fed	State/Local	Total Cost Est
109486/301000	2025	Design Build	MDOT	CON	\$30,600,000	\$3,400,000	\$34,000,000
Termini:	I-20 from just West of Wiggins Road to the Rankin County Line, I-55 From McDowell Road to I-20, I-55 from Rankin County Line to 94.3 A & B & I-220 from I-20 to the south of the Lynch Street Bridges						
109486/303000	2025	Design Build	MDOT	CON	\$29,700,000	\$3,300,000	\$33,000,000
Termini:	US 51 from I-55 to End of State Maintenance						
SUB-TOTAL FOR STIP ID 250082 :					\$0	\$67,000,000	\$67,000,000





**MISSISSIPPI DEPARTMENT OF TRANSPORTATION
2025 - 2028 STATEWIDE TRANSPORTATION IMPROVEMENT PROGRAM**

MDOT ALL STIP PROJECTS

County: Rankin

STIP ID: 250082

Project Title: I-20/I-55

Total Project Cost: \$135,000,000

Route: I-20/I-55

Project Length: Miles

Fund Source: NHPP/SFP/STBG/Earmark/Discretionary

Project Spans Multiple Counties: Hinds, Rankin

Project #	FY	Scope of Work	Resp Agcy	Phase	Fed	State/Local	Total Cost Est
109486/302000	2025	Design Build	MDOT	CON	\$61,200,000	\$6,800,000	\$68,000,000
Termini: I-20 from the Rankin County Line to Pearson Road & I-55 from I-20 to the Rankin CL							
SUB-TOTAL FOR STIP ID 250082 :					\$61,200,000	\$6,800,000	\$68,000,000





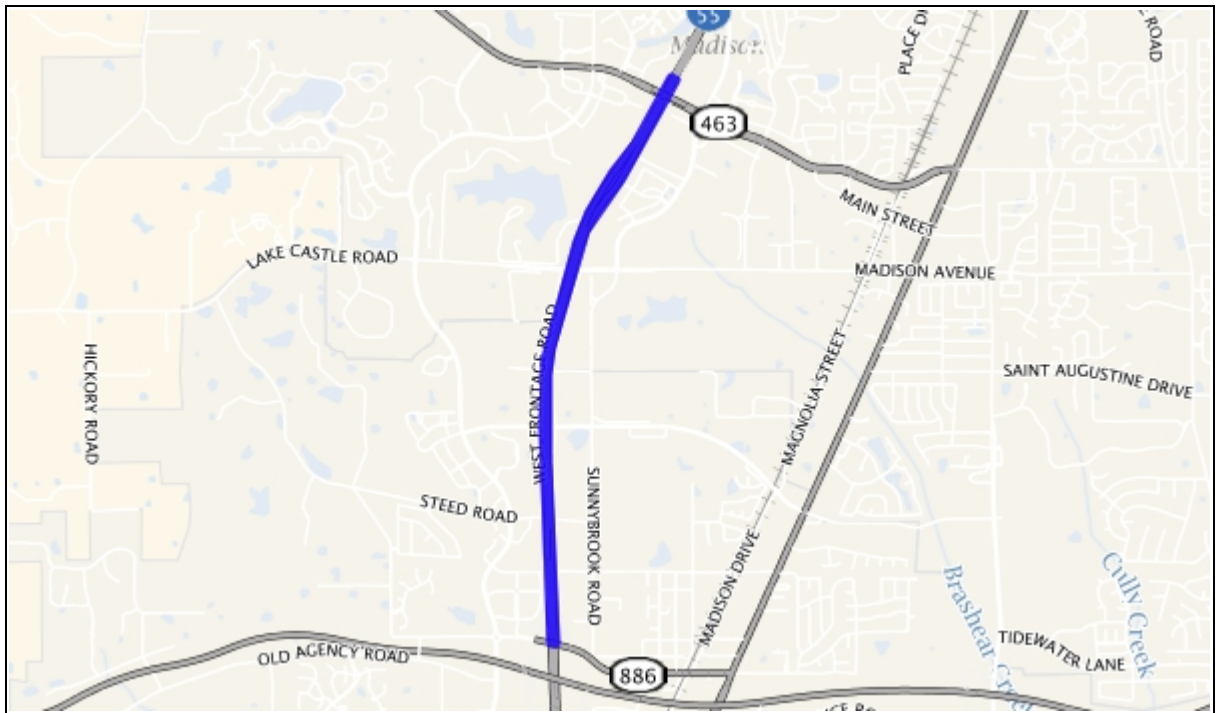
**MISSISSIPPI DEPARTMENT OF TRANSPORTATION
2025 - 2028 STATEWIDE TRANSPORTATION IMPROVEMENT PROGRAM
MDOT ALL STIP PROJECTS**

County: Madison

STIP ID: 450250 **Project Title: I-55 FR MADISON COUNTY - DEBT SERVICE** **Total Project Cost: \$150,000,000**
Route: I-55 **Project Length: 3.20 Miles** **Fund Source: NHPP/STBG/SFP/BOND**

Project #	FY	Scope of Work	Resp Agcy	Phase	Fed	State/Local	Total Cost Est
501561/604000	2025	Reconstruction	MDOT	OTH/AC	\$6,455,190	\$717,243	\$7,172,433
Termini: H.E.L.P. Projects - Debt Service							
501561/604100	2025	Reconstruction	MDOT	OTH/AC	\$5,197,126	\$1,299,282	\$6,496,408
Termini: H.E.L.P. Projects - Debt Service							
501561/604000	2026	Reconstruction	MDOT	OTH/AC	\$12,718,975	\$1,768,525	\$14,487,500
Termini: H.E.L.P. Projects - Debt Service							
501561/604100	2026	Reconstruction	MDOT	OTH/AC	\$5,197,127	\$1,299,282	\$6,496,409
Termini: H.E.L.P. Projects - Debt Service							
SUB-TOTAL FOR STIP ID 450250 :					\$29,568,418	\$5,084,332	\$34,652,750

This project details the repayment of debt service on a HELP bond issue. Includes improvements to MS 463 from Post Oak Road to US 51. This project uses Advance Construction. See the explanation in the Introduction for a description of this funding technique.



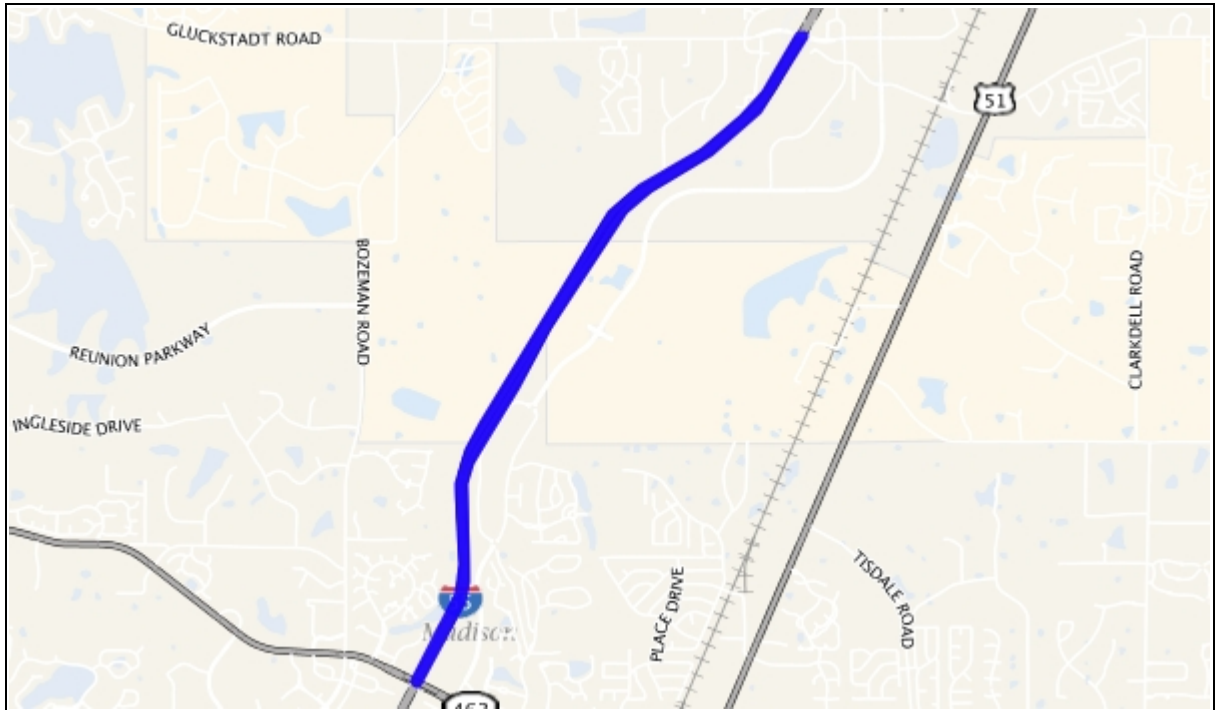


**MISSISSIPPI DEPARTMENT OF TRANSPORTATION
2025 - 2028 STATEWIDE TRANSPORTATION IMPROVEMENT PROGRAM
MDOT ALL STIP PROJECTS**

County: Madison

STIP ID: 470105 **Project Title: I-55 from SR 463 to Gluckstadt Road** **Total Project Cost: \$140,000,000**
Route: 55 **Project Length: Miles** **Fund Source: SFP/NHPP/Earmark/Discretionary/STBG**

Project #	FY	Scope of Work	Resp Agcy	Phase	Fed	State/Local	Total Cost Est
108168/201000	2025	Add 2 Lanes	MDOT	ROW	\$400,000	\$100,000	\$500,000
Termini:	I-55 from SR 463 to Gluckstadt Road						
108168/201500	2025	Add 2 Lanes	MDOT	UTIL	\$320,000	\$80,000	\$400,000
Termini:	I-55 from SR 463 to Gluckstadt Road						
108168/301000	2026	Add 2 Lanes	MDOT	CON	\$0	\$133,000,000	\$133,000,000
Termini:	I-55 from SR 463 to Gluckstadt Road						
SUB-TOTAL FOR STIP ID 470105 :					\$720,000	\$133,180,000	\$133,900,000





**MISSISSIPPI DEPARTMENT OF TRANSPORTATION
2025 - 2028 STATEWIDE TRANSPORTATION IMPROVEMENT PROGRAM**

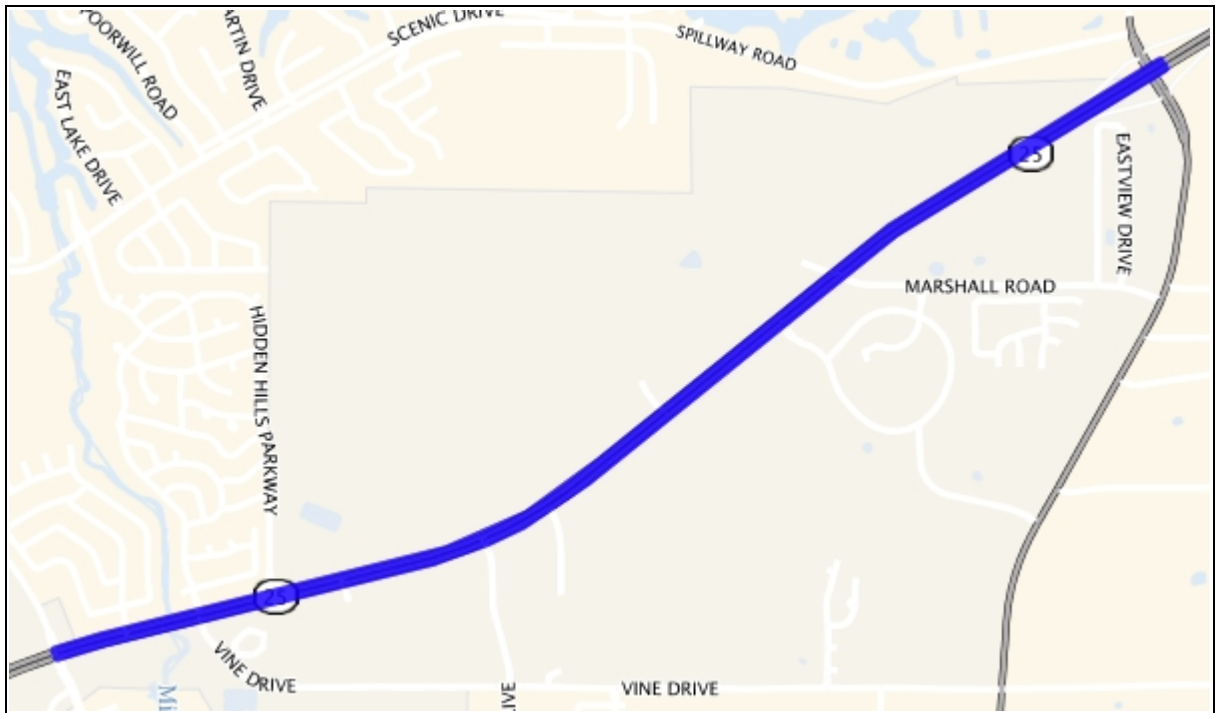
NEW
6/3/24

MDOT ALL STIP PROJECTS

County: Rankin

STIP ID: 610600 **Project Title: SR 25 FROM MS 475 TO MS 471 SOUTH** **Total Project Cost: \$70,000,000**
Route: MS 25 **Project Length: 16 Miles** **Fund Source: EARMARK/STBG/SFP/NHPP/Discretionary**

Project #	FY	Scope of Work	Resp Agcy	Phase	Fed	State/Local	Total Cost Est
104101/202000	2025	Add 2 Lanes	MDOT	ROW	\$2,400,000	\$600,000	\$3,000,000
Termini:		SR 25 from Grants Ferry to SR 471					
104101/202500	2025	Add 2 Lanes	MDOT	UTIL	\$1,200,000	\$300,000	\$1,500,000
Termini:		SR 25 from Grants Ferry to SR 471					
SUB-TOTAL FOR STIP ID 610600 :					\$3,600,000	\$900,000	\$4,500,000



14.0 Eastern Federal Lands Highway Division Sponsored Projects



FY2024-FY2027 Transportation Improvement Program Mid-Year Update

Federal Highway Administration
Eastern Federal Lands Highway Division

Last Printed: 6/3/2024

PROJECT	PROGRAM FISCAL YEAR	STATE	COUNTY	PARK, REFUGE, FOREST OR OTHER PARTNER/AGENCY	DESCRIPTION	TYPE OF WORK	PRIMARY FUND SOURCE	TOTAL PROGRAMMED AMOUNT	FUNDS FROM TITLE	DELIVERED BY	STATUS	CONGRESSIONAL DISTRICT	FLMA REGION
Mississippi													
MS CE OKDA BRG(1)	2025	MS	Lauderdale	Okatibbee Dam	Okatibbee Dam Bridge	BR	FLTP - USACE	\$360,000.00	Title 23	USACE	Planned	MS-03	USACE-SA
MS ERFO FW HILL 2020-1(1)	2024	MS	Holmes	Hillside National Wildlife Refuge	2020 MS FWS February Flooding	Misc	ERFO	\$2,455,831.00	Title 23	EFL	In Design	MS-02	FWS-2-SW
MS ERFO NPS VICK 2020-1(2)	2025	MS	Warren	Vicksburg National Military Park	2020 MS NPS February Flooding	LSR_3RH	ERFO	\$8,835,000.00	Title 23	EFL	In Design	MS-02	NPS-SER
MS FLAP 102	2024	MS	Stone	U.S. Forest Service - Desoto National Forest	West McHenry Road Bridge Replacement	BR	FLAP - EFL	\$1,617,500.00	Title 23	Local	Construction	MS-04	FS-08-South
MS FLAP 115	2025	MS	Wilkinson	Homochitto National Forest	SA 079-087 & SA 079-088	BR	FLAP - EFL	\$1,422,500.00	Title 23	State	In Design	MS-03	FS-08-South
MS FLAP 116	2024	MS	Lincoln	Homochitto National Forest	SA 043-223, Bridge, and Approaches	BR	FLAP - EFL	\$1,040,400.00	Title 23	State	Construction	MS-03	FS-08-South
MS FLAP 59	2025	MS	Smith	Bienville National Forest	Smith Co 330(10)B Bridge Replacement	BR	FLAP - EFL	\$390,000.00	Title 23	Local	In Design	MS-03	FS-08-South
MS FLAP 69	2025	MS	Adams	St. Catherine's Creek National Wildlife Refuge	Bourke Road Bridge Replacement	BR	FLAP - EFL	\$753,000.00	Title 23	Local	Planned	MS-06	FWS-4-SE
MS FLAP 85	2024	MS	Amite	Homochitto National Forest	EFLAP-SA03-134	BR	FLAP - EFL	\$3,790,000.00	Title 23	State	Construction	MS-03	FS-08-South
MS FLAP 94	2025	MS	Adams	St. Catherines Creek National Wildlife Refuge	York Road Bridge	BR	FLAP - EFL	\$606,555.00	Title 23	Local	In Design	MS-03	FWS-4-SE
MS FLTP FW DCC(1)	2025	MS	Lee	Private John Allen National Fish Hatchery	Rehabilitate Routes 10, 901, and 902- Private John Allan National Fish Hatchery	3R	FLTP - FWS	\$1,989,750.00	Title 23	FWS	Planned	MS-01	FWS-4-SE
MS FLTP FW DHM(1)	2025	MS	Bolivar	Dahomey National Wildlife Refuge	Bear Road	3R	FLTP - FWS	\$260,911.88	Title 23	FWS	Planned	MS-02	FWS-4-SE
MS FLTP FW PNS(1)	2026	MS	Yazoo	Panther Swamp National Wildlife Refuge	Replace Wade Bayou Bridge	BR_New	FLTP - FWS	\$705,138.00	Title 23	FWS	Planned	MS-02	FWS-4-SE
MS NP GUI5 15(4)	2024	MS	Jackson	Gulf Islands National Seashore	Reconstruct 0.5 Miles of Park Road from McGhee Road to the Visitor Center	4R	FLTP - NPS	\$9,390,000.00	Title 23	EFL	Construction	MS-04	NPS-SER
MS NP NATR 3F26	2026	MS	Webster & Chicksaw	Natchez Trace Parkway	MS NP NATR 3F26	3R	FLTP - NPS	\$12,155,000.00	Title 23	EFL	In Design	MS-01	NPS-SER
MS NP NATR 3N18 3H27 ETC	2024	MS	Madison	Natchez Trace Parkway	MS NP NATR 3N18 3H27 ETC	4R	GAOA	\$40,000,000.00	Title 54	EFL	Construction	Various	NPS-SER
MS NP NATR 3N19 3H28	2024	MS	Madison	Natchez Trace Parkway	MS NP NATR 3N19 3H28	4R	GAOA	\$67,980,237.00	Title 54	EFL	Construction	Various	NPS-SER
MS NP NATR 3P27	2024	MS	Various	Natchez Trace Parkway	MS NP NATR 3P27	Trail	FLTP - NPS	\$2,400,000.00	Title 23	EFL	Construction	Various	NPS-SER
MS NP NATR 3P28	2024	MS	Madison	Natchez Trace Parkway	Reconstruct Parkway in Ridgeland MP 101-102.35	3R	FLTP - NPS	\$4,000,000.00	Title 23	EFL	Construction	MS-03	NPS-SER
MS NP NATR 3P29	2027	MS	Madison, Hinds	Natchez Trace Parkway	Reconstruct RI Parkway from MP86-927	3R	FLTP - NPS	\$15,574,000.00	Title 23	EFL	Planned	MS-02	NPS-SER
MS NP NATR 5570-463P	2025	MS	Williamson	Natchez Trace Parkway	Install Suicide Deterrent Barrier for TN Route 96 Bridge	Study	FLTP - NPS	\$6,800,000.00	Title 23	EFL	In Design	TN-07	NPS-SER



FY2024-FY2027 Transportation Improvement Program Mid-Year Update

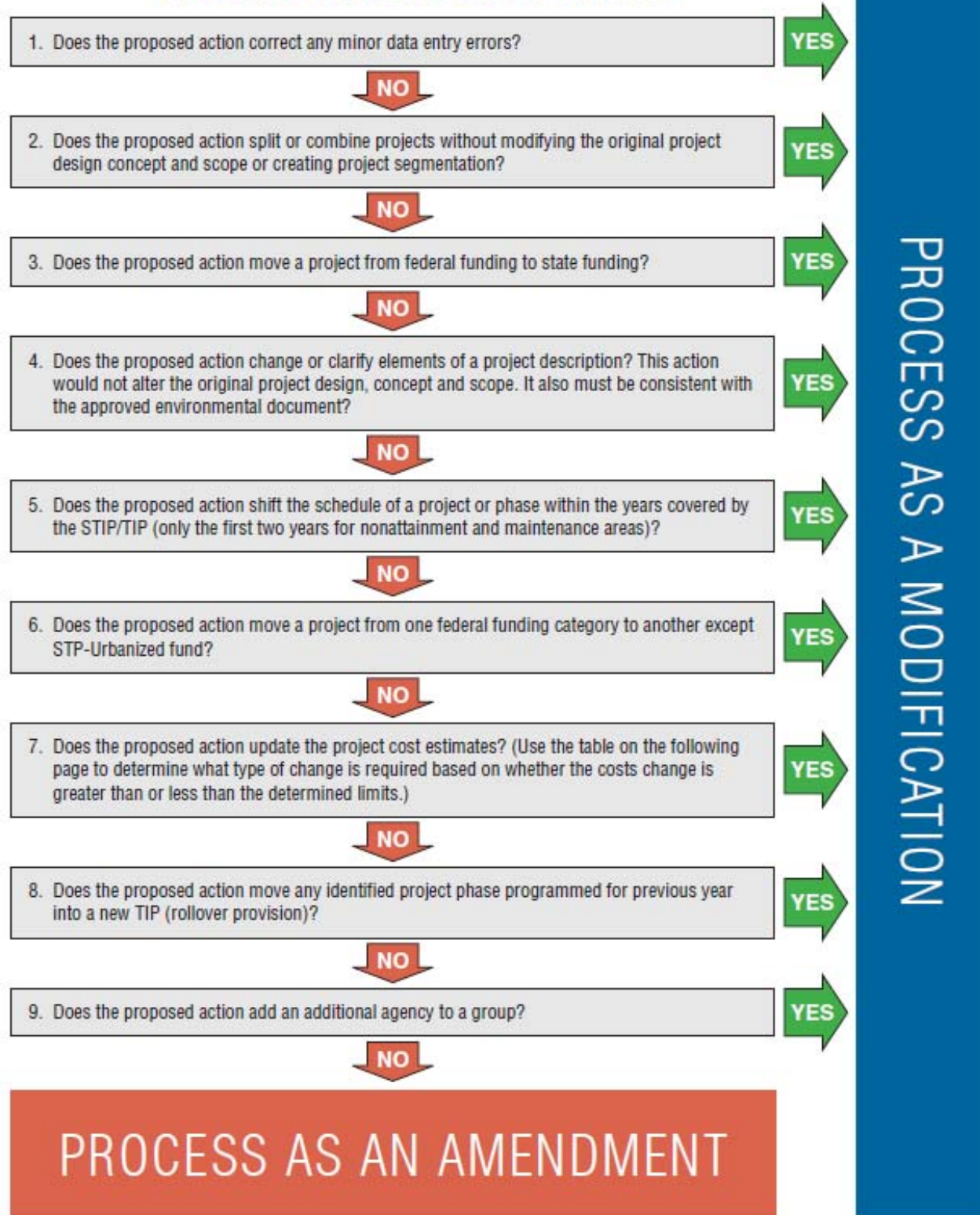
Federal Highway Administration
Eastern Federal Lands Highway Division

Last Printed: 6/3/2024

PROJECT	PROGRAM FISCAL YEAR	STATE	COUNTY	PARK, REFUGE, FOREST OR OTHER PARTNER/AGENCY	DESCRIPTION	TYPE OF WORK	PRIMARY FUND SOURCE	TOTAL PROGRAMMED AMOUNT	FUNDS FROM TITLE	DELIVERED BY	STATUS	CONGRESSIONAL DISTRICT	FLMA REGION
MS NP NATR BMS FY24(1)	2024	MS	Various	Natchez Trace Parkway	Bridge Preventative Maintenance Projects	BR1R	FLTP - NPS	\$550,000.00	Title 23	EFL	Construction	Various	NPS-SER
NP NATR 3Q9, 3P26, 3O23	2027	MS	Hinds and Madison	Natchez Trace Parkway	Reconstruct Parkway from MP 86.8 to MP 92.7 (Old)	4R	FLTP - NPS	\$15,574,000.00	Title 23	EFL	Planned	MS-03	NPS-SER
NP NATR BMS FY25(1)	2025	MS	Various	Natchez Trace Parkway	Repair Bridge Repair Bridges - NATR BMS FY25 IDIQ	BR	FLTP - NPS	\$500,000.00	Title 23	EFL	In Design	MS-01	NPS-SER
NP NATR BMS FY26(1)	2026	MS	Various	Natchez Trace Parkway	NATR Bridge Preventative Maintenance Projects FY26	BR	FLTP - NPS	\$500,000.00	Title 23	EFL	In Design	Various	NPS-SER
NP SER BMS FY26(1)	2026	MS	Various	Southeast Regional Office	SER Bridge Preventative Maintenance Projects in FY26	BR	FLTP - NPS	\$500,000.00	Title 23	EFL	In Design	Various	NPS-SER

Appendix A – TIP Amendment/Administrative Modification Flow Chart

TIP AMENDMENT/ADMINISTRATION MODIFICATION FLOW CHART



Thresholds to Determine Costs Limits for TIP Amendments or Modifications

Please use the following chart to determine if a TIP amendment or an administration modification is needed for criteria 7 of the TIP Amendment/Administration Modification flow chart.

Criteria 7

Does the proposed action update the project cost estimates?

Total Project Cost of all phases shown within the approved TIP	If the proposed change <i>is greater than or equal to</i> the thresholds below process as an Amendment	If the proposed change <i>is less than</i> the thresholds below process as an Administration Modification
Up to \$2 Million	$\geq 75\%$	$< 75\%$
\$2 Million to \$15 Million	$\geq 50\%$	$< 50\%$
\$15 Million to \$75 Million	$\geq 40\%$	$< 40\%$
\$75 Million or above	$\geq 30\%$	$< 30\%$

Note: Thresholds do not apply to grouped projects. All changes to grouped projects are processed as an Administration Modification.

Appendix B – Understanding a MPO – LPA TIP Project Page



**JACKSON METROPOLITAN PLANNING ORGANIZATION (MPO)
2025 – 2028 TRANSPORTATION IMPROVEMENT PROGRAM (TIP)**

Project number assigned by the MPO	County in which the project will be implemented	Source of funds used to implement project.	Length of project (miles)	For FTA purposes only. Year funds were allocated to the project.	Total Cost of completing all phases of the Project
County:	Responsible Agency: Agency responsible for project implementation		Year Apportioned:		
Project:	Fund Source:	Project Length:	Total Project Cost:		
Route:	Project Location				
Termini:	Extent of the project (Beginning and ending points)				
Scope of Work:	Description of work to be accomplished once project is complete				

Project number assigned by the MPO	Federal Fiscal Year (Begins October 1 and ends September 30 of following year) this is the anticipated year work will begin on designated project phase	Phase of the Project (Design, ENV, ROW, CON)	Federal funds programmed to the project	State or local funds programmed to the project	Total funds programmed to the project per Fiscal Year
Project Detail:	Fiscal Year:	Description:	Federal Share	State/Local Share:	Total Cost Estimate:
SUB-TOTAL FOR PROJECT					

Notes: **Additional details about the project**

prepared by:



1020 Centre Pointe Boulevard
Pearl, MS 39208
601.981.1511
www.cmpdd.org
mpo@cmpdd.org